




Particulars	UACS CODE	Physical Targets					Physical Accomplishments					Variance as of June 30 2016	Remarks
		1st Quarter	2nd Quarter	3rd Quarter	4th Quarter	Total	1st Quarter	2nd Quarter	3rd Quarter	4th Quarter	Total		
Timeliness													
Percentage of students who rate timeliness of education delivery/supervision as good or better		90%				90%	0.00%	100%			50.00%	-40.00%	
Financial													
Financial													
Financial		994	1,061	983	1037	6,615	640	728					
MFO 3: RESEARCH SERVICES	3030000000												
Quantity													
Quantity													
No. of research studies completed in the last 3 years		10	10	10	10	40	0	21			21	-19	
Quality													
Quality													
Percentage of research projects completed in the last 3 years		12.50%	25%	25%	12.50%	75% (30/40)	0.00%	100.00%			50.00%	-25.00%	
Percentage of research outputs published in a recognized journal or submitted for patenting/patented		12.50%	25%	25%	12.50%	75% (30/40)	24.49%	48%			36.06%	-38.95%	
Timeliness													
Timeliness													
Percentage of research project completed within the original project timeframe		12.50%	25%	25%	12.50%	75% (30/40)	0.00%	95.23%			47.62%	-27.39%	
Financial													
Financial													
Financial		1,406	1,176	1,061	969	6,114	374	549					
MFO 4: TECHNICAL ADVISORY EXTENSION SERVICES	3040000000												
Quantity													
Quantity													
No. of persons trained weighted by the length of training		1,000	1,000	1,000	200	3200	2112	0			2112	-1088	
No. of persons provided with technical advice		5	5	5	2	17	0	108			108	91	
Quality													
Quality													
Percentage of trainees who rate the training course as good or better		25%	25%	25%	12%	87%	0.00%	100%			50.00%	-37.00%	
% of trainees who rate the training course as good or better		25%	25%	25%	12%	87%	0.00%	100%			50.00%	-37.00%	
% of clients who rate the advisory services as good or better		25%	25%	25%	12%	87%	0.00%	100%			50.00%	-37.00%	
Timeliness													
Timeliness													
% of persons who receive training or advisory services who rate timeliness of services delivery as good or better		25%	25%	25%	12%	87%	0.00%	100%			50.00%	-37.00%	

Particulars	UACS CODE	Physical Targets					Physical Accomplishments					Variance as of June 30 2016	Remarks
		1st Quarter	2nd Quarter	3rd Quarter	4th Quarter	Total	1st Quarter	2nd Quarter	3rd Quarter	4th Quarter	Total		
% of requests for training responded to with 3 days from request		25%	25%	25%	12%	87%	100.00%	100%			100.00%	13.00%	
% or request for technical advice that are responded to within 3 days		25%	25%	25%	12%	87%	0.00%	100%			50.00%	-37.00%	
Financial													
Financial													
Financial		1,196	976	853	786	5,844							
Part B													
Major Programs/Projects													
KRA No. 2 - POVERTY REDUCTION AND EMPOWERMENT OF THE POOR AND THE VULNERABLE	PK2												
Program Budgeting													
Pantawid Pamilyang Pilipino Program	PB1												

Prepared By:

GUILBERT NICANOR A. ATILLO, DPA
 Planning Officer

In coordination with:

RENE BOY A. CATUBIG, CPA
 University Budget Officer

Approved By:

JOEL P. LIMSON, Ph.D.
 University President