

MONTHLY REPORT OF DISBURSEMENTS
For the month of June, 2015

REVISED
 Department : State Universities and Colleges
 Agency : NEGROS ORIENTAL STATE UNIVERSITY (NORSU) SYSTEM
 Operating Unit :
 Organization Code (UACS) : 08 072 00 00000
 Funding Source Code (as clustered):
 (e.g. Old Fund Code: 101,102, 151)

PARTICULARS	CURRENT YEAR BUDGET					PRIOR YEAR'S BUDGET											SUB-TOTAL	TRUST LIABILITIES				GRAND TOTAL					Remarks		
	PS	MOOE	Fin. Exp	CO	TOTAL	PRIOR YEAR'S ACCOUNTS PAYABLE					CURRENT YEAR'S ACCOUNTS PAYABLE					TOTAL		PS	MOOE	CO	TOTAL	PS	MOOE	Fin. Exp	CO	TOTAL			
						PS	MOOE	Fin. Exp	CO	Sub-Total	PS	MOOE	Fin. Exp	CO	Sub-Total														
1	2	3	4	5	6= (2+3+4+5)	7	8	9	10	11= (7+8+9+10)	12	13	14	15	16= (12+13+14+15)	17=(11+16)	18=(6+17)	19	20	21	22= (19+20+21)	23	24	25	26	27= (23+24+25+26)	28		
Notice of Cash Allocation (NCA) MDS Checks Issued	23,185,703.15	7,987,784.07			31,173,487.22					-					-	31,173,487.22					-	23,185,703.15	7,987,784.07				31,173,487.22	e.g. Reasons for over or under spending and the catch-up plan	
Working Fund (NCA issued to BTr)					-					-					-						-								
Tax Remittance Advices Issued (TRA)	1,386,208.85	68,005.90			1,454,214.75					-					-	1,454,214.75					-	1,386,208.85	68,005.90				1,454,214.75		
Cash Disbursement Ceiling (CDC)					-					-					-						-								
Non-Cash Availment Authority (NCAA)					-					-					-						-								
Others (CDT, BTr Docs Stamp, etc.)					-					-					-						-								
TOTAL	24,571,912.00	8,055,789.97	#	#	32,627,701.97	-	-	-	-	-	-	-	-	-	-	32,627,701.97	-	-	-	-	-	24,571,912.00	8,055,789.97	-	-	-	32,627,701.97		


SUMMARY:


	Previous Report-	This month	As of Date
Total Disbursement Authorities Received	101,957,290.85	43,963,214.75	145,920,505.60
NCA	96,009,000.00	42,509,000.00	138,518,000.00
Working Fund	-	-	-
TRA	5,948,290.85	1,454,214.75	7,402,505.60
CDC	-	-	-
NCAA	-	-	-
Others (CDT, BTr Docs Stamp, etc.)	-	-	-
Less: Notice of Transfer Allocations (NTA)* issued	-	-	-
Total Disbursements Authorities Available	101,957,290.85	43,963,214.75	145,920,505.60
Less: Lapsed NCA	14,828,336.68	28,265,738.82	43,094,075.50
Disbursements *	70,198,728.13	32,627,701.97	102,826,430.10
Balance of Disbursements Authorities as of to date	16,930,226.04	(16,930,226.04)	-

Total Disbursements Program
 Less: * Actual Disbursements
 (Over)/Under spending

	Previous Report	This month	As of Date
Total Disbursements Program	101,957,290.85	43,963,214.75	145,920,505.60
Less: * Actual Disbursements	70,198,728.13	32,627,701.97	102,826,430.10
(Over)/Under spending	31,758,562.72	11,335,512.78	43,094,075.50

Notes: The use of NTA is discouraged
 * Amounts should tally

Certified Correct:

MERLYN A. ROMANO, CPA
 Acting Chief Accountant
 Date: August 11, 2015

Approved By:

PETER T. DAYOT, Ed. D.
 OIC, Office of the President
 Date: August 11, 2015

MONTHLY REPORT OF DISBURSEMENTS
For the month of May, 2015

Department : State Universities and Colleges
 Agency : NEGROS ORIENTAL STATE UNIVERSITY (NORSU) SYSTEM
 Operating Unit :
 Organization Code (UACS) : 08 072 00 00000
 Funding Source Code (as clustered):
 (e.g. Old Fund Code: 101,102, 151)

PARTICULARS	CURRENT YEAR BUDGET					PRIOR YEAR'S BUDGET										SUB-TOTAL	TRUST LIABILITIES				GRAND TOTAL					Remarks										
	PS	MOOE	Fin. Exp	CO	TOTAL	PRIOR YEAR'S ACCOUNTS PAYABLE					CURRENT YEAR'S ACCOUNTS PAYABLE						TOTAL	PS	MOOE	CO	TOTAL	PS	MOOE	Fin. Exp	CO		TOTAL									
						PS	MOOE	Fin. Exp	CO	Sub-Total	PS	MOOE	Fin. Exp	CO	Sub-Total													PS	MOOE	Fin. Exp	CO	TOTAL				
1	2	3	4	5	6= (2+3+4+5)	7	8	9	10	11= (7+8+9+10)	12	13	14	15	16= (12+13+14+15)	17=(11+16)	18=(6+17)	19	20	21	22= (19+20+21)	23	24	25	26	27= (23+24+25+26)	28									
Notice of Cash Allocation (NCA) MDS Checks Issued Advice to Debit Account Working Fund (NCA issued to BTr) Tax Remittance Advices Issued (TRA) Cash Disbursement Ceiling (CDC) Non-Cash Availment Authority (NCAA) Others (CDT, BTr Docs Stamp, etc.) TOTAL	- 14,660,041.19 - - 1,195,917.40 - - -	- 2,161,294.32 - - 12,345.29 - - -	- - - - - - -	- - - - - - -	16,821,335.51 - - 1,208,262.69 - - -	- 31,480.23 - - - - -	- - - - - -	- - - - - -	- - - - - -	31,480.23 - - - - -	- - - - - -	- - - - - -	- - - - - -	- - - - - -	- - - - - -	31,480.23 - - 1,208,262.69 - - -	18,061,078.43 - - - - -	- - - - -	- - - - -	- - - - -	- - - - -	15,855,958.59 - - 1,195,917.40 - - -	2,173,639.61 - - 12,345.29 - - -	# - - - -	# - - - -	18,029,598.20 - - 1,208,262.69 - - -	- 31,480.23 - - - -	- - - - -	- - - - -	- - - - -	18,061,078.43 - - 1,208,262.69 - - -	2,205,119.84 - - 12,345.29 - - -	- - - - -	- - - - -	18,061,078.43 - - 1,208,262.69 - - -	e.g. Reasons for over or under spending and the catch-up plan


SUMMARY:

	Previous Report-	This month	As of Date
Total Disbursement Authorities Received	77,640,028.16	24,317,262.69	101,957,290.85
NCA	72,900,000.00	23,109,000.00	96,009,000.00
Working Fund	-	-	-
TRA	4,740,028.16	1,208,262.69	5,948,290.85
CDC	-	-	-
NCAA	-	-	-
Others (CDT, BTr Docs Stamp, etc.)	-	-	-
Less: Notice of Transfer Allocations (NTA)* issued	-	-	-
Total Disbursements Authorities Available	77,640,028.16	24,317,262.69	101,957,290.85
Less: Lapsed NCA	14,828,336.68	-	14,828,336.68
Disbursements *	52,137,649.70	18,061,078.43	70,198,728.13
Balance of Disbursements Authorities as of to date	10,674,041.78	6,256,184.26	16,930,226.04


	Previous Report	This month	As of Date
Total Disbursements Program	77,640,028.16	24,317,262.69	101,957,290.85
Less: * Actual Disbursements (Over)/Under spending	52,137,649.70	18,061,078.43	70,198,728.13
	25,502,378.46	6,256,184.26	31,758,562.72

Notes: The use of NTA is discouraged
* Amounts should tally

Certified Correct:


MERLYN A. ROMANO, CPA
 Acting Chief Accountant
 Date: November 9, 2015

Approved By:


PETER T. DAYOT, Ed. D.
 O/C, Office of the President
 Date: May 16, 2015

MONTHLY REPORT OF DISBURSEMENTS
For the month of April, 2015

Department : State Universities and Colleges
 Agency : NEGROS ORIENTAL STATE UNIVERSITY (NORSU) SYSTEM
 Operating Unit : _____
 Organization Code (UACS) : 08 072 00 00000
 Funding Source Code (as clustered): _____
 (e.g. Old Fund Code: 101,102, 151)

PARTICULARS	CURRENT YEAR BUDGET					PRIOR YEAR'S BUDGET										SUB-TOTAL	TRUST LIABILITIES				GRAND TOTAL					Remarks		
	PS	MOOE	Fin. Exp	CO	TOTAL	PRIOR YEAR'S ACCOUNTS PAYABLE					CURRENT YEAR'S ACCOUNTS PAYABLE						TOTAL	PS	MOOE	CO	TOTAL	PS	MOOE	Fin. Exp	CO		TOTAL	
						PS	MOOE	Fin. Exp	CO	Sub-Total	PS	MOOE	Fin. Exp	CO	Sub-Total													TOTAL
1	2	3	4	5	6= (2+3+4+5)	7	8	9	10	11= (7+8+9+10)	12	13	14	15	16= (12+13+14+15)	17=(11+16)	18=(6+17)	19	20	21	22= (19+20+21)	23	24	25	26	27= (23+24+25+26)	28	
Notice of Cash Allocation (NCA)																												
MDS Checks Issued	7,019,024.41	1,416,933.81			8,435,958.22												8,435,958.22					7,019,024.41	1,416,933.81			8,435,958.22		
Advice to Debit Account																												
Working Fund (NCA issued to BTr)																												
Tax Remittance Advices Issued (TRA)	1,607,223.74	41,337.91			1,648,561.65												1,648,561.65					1,607,223.74	41,337.91			1,648,561.65		
Cash Disbursement Ceiling (CDC)																												
Non-Cash Availment Authority (NCAA)																												
Others (CDT, BTr Docs Stamp, etc.)																												
TOTAL	8,626,248.15	1,458,271.72	#	#	10,084,519.87	-	-	-	-	-	-	-	-	-	-	10,084,519.87	-	-	-	-	8,626,248.15	1,458,271.72	-	-	10,084,519.87			

e.g. Reasons for over or under spending and the catch-up plan

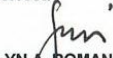
SUMMARY:

	Previous Report-	This month	As of Date
Total Disbursement Authorities Received	56,881,466.51	20,758,561.65	77,640,028.16
NCA	53,790,000.00	19,110,000.00	72,900,000.00
Working Fund	-	-	-
TRA	3,091,466.51	1,648,561.65	4,740,028.16
CDC	-	-	-
NCAA	-	-	-
Others (CDT, BTr Docs Stamp, etc.)	-	-	-
Less: Notice of Transfer Allocations (NTA)* issued	-	-	-
Total Disbursements Authorities Available	56,881,466.51	20,758,561.65	77,640,028.16
Less: Lapsed NCA	14,828,336.68	-	14,828,336.68
Disbursements *	42,053,129.83	10,084,519.87	52,137,649.70
Balance of Disbursements Authorities as of to date	-	10,674,041.78	10,674,041.78


	Previous Report	This month	As of Date
Total Disbursements Program	56,881,466.51	20,758,561.65	77,640,028.16
Less: * Actual Disbursements (Over)/Under spending	42,053,129.83	10,084,519.87	52,137,649.70
	14,828,336.68	10,674,041.78	25,502,378.46

Notes: The use of NTA is discouraged
* Amounts should tally

Certified Correct:

for: 
MERLYN A. ROMANO, CPA
 Acting Chief Accountant
 Date: May 15, 2015

Approved By:


PETER T. DAYOT, Ed. D.
 OIC, Office of the President
 Date: May 15, 2015