

**MONTHLY REPORT OF DISBURSEMENTS**  
For the month of September, 2015

Department : State Universities and Colleges  
 Agency : NEGROS ORIENTAL STATE UNIVERSITY (NORSU) SYSTEM  
 Operating Unit : \_\_\_\_\_  
 Organization Code (UACS) : 08 072 00 00000  
 Funding Source Code (as clustered): \_\_\_\_\_  
 (e.g. Old Fund Code: 101,102, 151)

PARTICULARS	CURRENT YEAR BUDGET					PRIOR YEAR'S BUDGET											SUB-TOTAL	TRUST LIABILITIES				GRAND TOTAL					Remarks
	PS	MOOE	Fin. Exp	CO	TOTAL	PRIOR YEAR'S ACCOUNTS PAYABLE				CURRENT YEAR'S ACCOUNTS PAYABLE					TOTAL	PS		MOOE	CO	TOTAL	PS	MOOE	Fin. Exp	CO	TOTAL		
						PS	MOOE	Fin. Exp	CO	Sub-Total	PS	MOOE	Fin. Exp	CO												Sub-Total	
1	2	3	4	5	6 <sup>=</sup> (2+3+4+5)	7	8	9	10	11 <sup>=</sup> (7+8+9+10)	12	13	14	15	16 <sup>=</sup> (12+13+14+15)	17 <sup>=</sup> (11+16)	18 <sup>=</sup> (6+17)	19	20	21	22 <sup>=</sup> (19+20+21)	23	24	25	26	27 <sup>=</sup> (23+24+25+26)	28
Notice of Cash Allocation (NCA) MDS Checks Issued Advice to Debit Account	12,209,821.91	16,894,868.41			29,104,690.32		202,719.90			202,719.90					-	202,719.90	29,307,410.22				-	12,209,821.91	17,097,588.31			29,307,410.22	e.g. Reasons for over or under spending and the catch-up plan
Working Fund (NCA issued to BTr)					-					-					-	-	-				-	-	-			-	
Tax Remittance Advices Issued (TRA)	1,259,274.39	180,103.94			1,439,378.33					-					-	-	1,439,378.33				-	1,259,274.39	180,103.94			1,439,378.33	
Cash Disbursement Ceiling (CDC)					-					-					-	-	-				-	-	-			-	
Non-Cash Availment Authority (NCAA)					-					-					-	-	-				-	-	-			-	
Others (CDT, BTr Docs Stamp, etc.)					-					-					-	-	-				-	-	-			-	
<b>TOTAL</b>	<b>13,469,096.30</b>	<b>17,074,972.35</b>	<b>#</b>	<b>#</b>	<b>30,544,068.65</b>	<b>-</b>	<b>202,719.90</b>	<b>-</b>	<b>-</b>	<b>202,719.90</b>	<b>-</b>	<b>-</b>	<b>-</b>	<b>-</b>	<b>-</b>	<b>202,719.90</b>	<b>30,746,788.55</b>	<b>-</b>	<b>-</b>	<b>-</b>	<b>-</b>	<b>13,469,096.30</b>	<b>17,277,692.25</b>	<b>-</b>	<b>-</b>	<b>30,746,788.55</b>	

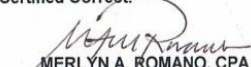
SUMMARY:

	Previous Report-	This month	As of Date
Total Disbursement Authorities Received	190,650,805.88	22,536,378.33	213,187,184.21
NCA	180,737,000.00	21,097,000.00	201,834,000.00
Working Fund	-	-	-
TRA	10,101,804.96	1,439,378.33	11,541,183.29
CDC	-	-	-
NCAA	-	-	-
Others (CDT, BTr Docs Stamp, etc.)	-	-	-
Less: Notice of Transfer Allocations (NTA)* issued	-	-	-
Total Disbursements Authorities Available	190,838,804.96	22,536,378.33	213,187,184.21
Less: Lapsed NCA	43,094,075.50	-	43,094,075.50
Disbursements *	130,142,508.30	30,746,788.55	160,889,296.85
Balance of Disbursements Authorities as of to date	17,602,221.16	(8,210,410.22)	9,203,811.86


	Previous Report	This month	As of Date
Total Disbursements Program	190,650,805.88	22,536,378.33	213,187,184.21
Less: * Actual Disbursements	130,142,508.30	30,746,788.55	160,889,296.85
(Over)/Under spending	60,508,297.58	(8,210,410.22)	52,297,887.36

Notes: The use of NTA is discouraged  
\* Amounts should tally

Certified Correct:

  
**MERLYN A. ROMANO, CPA**  
 Acting Chief Accountant  
 Date: October 13, 2015

Approved By:

  
**PETER T. DAYOT, Ed. D.**  
 OIC, Office of the President  
 Date: October 13, 2015

**MONTHLY REPORT OF DISBURSEMENTS**  
For the month of August, 2015

Department : State Universities and Colleges  
 Agency : NEGROS ORIENTAL STATE UNIVERSITY (NORSU) SYSTEM  
 Operating Unit : \_\_\_\_\_  
 Organization Code (UACS) : 08 072 00 00000  
 Funding Source Code (as clustered): \_\_\_\_\_  
 (e.g. Old Fund Code: 101,102, 151)

PARTICULARS	CURRENT YEAR BUDGET					PRIOR YEAR'S BUDGET											SUB-TOTAL	TRUST LIABILITIES				GRAND TOTAL					Remarks	
	PS	MOOE	Fin. Exp	CO	TOTAL	PRIOR YEAR'S ACCOUNTS PAYABLE					CURRENT YEAR'S ACCOUNTS PAYABLE					TOTAL		PS	MOOE	CO	TOTAL	PS	MOOE	Fin. Exp	CO	TOTAL		
						PS	MOOE	Fin. Exp	CO	Sub-Total	PS	MOOE	Fin. Exp	CO	Sub-Total													PS
1	2	3	4	5	6= (2+3+4+5)	7	8	9	10	11= (7+8+9+10)	12	13	14	15	16= (12+13+14+15)	17=(11+16)	18=(6+17)	19	20	21	22= (19+20+21)	23	24	25	26	27= (23+24+25+26)	28	
Notice of Cash Allocation (NCA)	-	-	-	-	-	-	-	-	-	-	-	-	-	-	-	-	-	-	-	-	-	-	-	-	-	-	-	e.g. Reasons for over or under spending and the catch-up plan
MDS Checks Issued	11,453,874.30	2,925,412.77	-	-	14,379,287.07	413,986.09	-	-	-	413,986.09	-	-	-	-	-	413,986.09	14,793,273.16	-	-	-	-	11,453,874.30	3,339,398.86	-	-	14,793,273.16		
Advice to Debit Account	-	-	-	-	-	-	-	-	-	-	-	-	-	-	-	-	-	-	-	-	-	-	-	-	-	-		
Working Fund (NCA issued to BTr)	-	-	-	-	-	-	-	-	-	-	-	-	-	-	-	-	-	-	-	-	-	-	-	-	-	-		
Tax Remittance Advices Issued (TRA)	1,169,456.50	81,922.75	-	-	1,251,379.25	-	-	-	-	-	-	-	-	-	-	1,251,379.25	-	-	-	-	-	1,169,456.50	81,922.75	-	-	1,251,379.25		
Cash Disbursement Ceiling (CDC)	-	-	-	-	-	-	-	-	-	-	-	-	-	-	-	-	-	-	-	-	-	-	-	-	-	-		
Non-Cash Availment Authority (NCAA)	-	-	-	-	-	-	-	-	-	-	-	-	-	-	-	-	-	-	-	-	-	-	-	-	-	-		
Others (CDT, BTr Docs Stamp, etc.)	-	-	-	-	-	-	-	-	-	-	-	-	-	-	-	-	-	-	-	-	-	-	-	-	-	-		
<b>TOTAL</b>	<b>12,623,330.80</b>	<b>3,007,335.52</b>	<b>#</b>	<b>#</b>	<b>15,630,666.32</b>	<b>-</b>	<b>413,986.09</b>	<b>-</b>	<b>-</b>	<b>413,986.09</b>	<b>-</b>	<b>-</b>	<b>-</b>	<b>-</b>	<b>-</b>	<b>413,986.09</b>	<b>16,044,652.41</b>	<b>-</b>	<b>-</b>	<b>-</b>	<b>-</b>	<b>12,623,330.80</b>	<b>3,421,321.61</b>	<b>-</b>	<b>-</b>	<b>16,044,652.41</b>		

SUMMARY:


	Previous Report-	This month	As of Date
Total Disbursement Authorities Received	168,296,426.63	22,354,379.25	190,650,805.88
NCA	159,634,000.00	21,103,000.00	180,737,000.00
Working Fund	-	-	-
TRA	8,662,426.63	1,251,379.25	9,913,805.88
CDC	-	-	-
NCAA	-	-	-
Others (CDT, BTr Docs Stamp, etc.)	-	-	-
Less: Notice of Transfer Allocations (NTA) issued	-	-	-
Total Disbursements Authorities Available	168,296,426.63	22,354,379.25	190,650,805.88
Less: Lapsed NCA	43,094,075.50	-	43,094,075.50
Disbursements *	114,097,855.89	16,044,652.41	130,142,508.30
Balance of Disbursements Authorities as of to date	11,104,495.24	6,309,726.84	17,414,222.08

Total Disbursements Program  
Less: \* Actual Disbursements  
(Over)/Under spending


	Previous Report	This month	As of Date
Total Disbursements Program	168,296,426.63	22,354,379.25	190,650,805.88
Less: * Actual Disbursements	114,097,855.89	16,044,652.41	130,142,508.30
(Over)/Under spending	54,198,570.74	6,309,726.84	60,508,297.58

Notes: The use of NTA is discouraged  
\* Amounts should tally

Certified Correct:

  
**MERLYN A. ROMANO, CPA**  
Acting Chief Accountant  
Date: September 11, 2015

Approved By:

  
**PETER T. DAYOT, Ed. D.**  
OIC, Office of the President  
Date: September 11, 2015



**MONTHLY REPORT OF DISBURSEMENTS**  
For the month of July, 2015

Department : State Universities and Colleges  
 Agency : NEGROS ORIENTAL STATE UNIVERSITY (NORSU) SYSTEM  
 Operating Unit : \_\_\_\_\_  
 Organization Code (UACS) : 08 072 00 00000  
 Funding Source Code (as clustered): \_\_\_\_\_  
 (e.g. Old Fund Code: 101,102, 151)


PARTICULARS	CURRENT YEAR BUDGET					PRIOR YEAR'S BUDGET										SUB-TOTAL	TRUST LIABILITIES				GRAND TOTAL					Remarks		
	PS	MOOE	Fin. Exp	CO	TOTAL	PRIOR YEAR'S ACCOUNTS PAYABLE					CURRENT YEAR'S ACCOUNTS PAYABLE						TOTAL	PS	MOOE	CO	TOTAL	PS	MOOE	Fin. Exp	CO		TOTAL	
						PS	MOOE	Fin. Exp	CO	Sub-Total	PS	MOOE	Fin. Exp	CO	Sub-Total													PS
1	2	3	4	5	6= (2+3+4+5)	7	8	9	10	11= (7+8+9+10)	12	13	14	15	16= (12+13+14+15)	17=(11+16)	18=(6+17)	19	20	21	22= (19+20+21)	23	24	25	26	27= (23+24+25+26)	28	
Notice of Cash Allocation (NCA)																												
MDS Checks Issued	8,853,210.62	1,158,294.14			10,011,504.76												10,011,504.76					8,853,210.62	1,158,294.14			10,011,504.76		
Advice to Debit Account																												
Working Fund (NCA issued to BTr)																												
Tax Remittance Advices Issued (TRA)	1,201,430.66	58,490.37			1,259,921.03												1,259,921.03					1,201,430.66	58,490.37			1,259,921.03		
Cash Disbursement Ceiling (CDC)																												
Non-Cash Availment Authority (NCAA)																												
Others (CDT, BTr Docs Stamp, etc.)																												
<b>TOTAL</b>	10,054,641.28	1,216,784.51	#	#	11,271,425.79												11,271,425.79					10,054,641.28	1,216,784.51			11,271,425.79		


**SUMMARY:**

	Previous Report-	This month	As of Date
Total Disbursement Authorities Received	145,920,505.60	22,375,921.03	168,296,426.63
NCA	138,518,000.00	21,116,000.00	159,634,000.00
Working Fund	-	-	-
TRA	7,402,505.60	1,259,921.03	8,662,426.63
CDC	-	-	-
NCAA	-	-	-
Others (CDT, BTr Docs Stamp, etc.)	-	-	-
Less: Notice of Transfer Allocations (NTA)* issued	-	-	-
<b>Total Disbursements Authorities Available</b>	145,920,505.60	22,375,921.03	168,296,426.63
Less: Lapsed NCA	43,094,075.50	-	43,094,075.50
Disbursements *	102,826,430.10	11,271,425.79	114,097,855.89
<b>Balance of Disbursements Authorities as of to date</b>	-	11,104,495.24	11,104,495.24

	Previous Report	This month	As of Date
Total Disbursements Program	145,920,505.60	22,375,921.03	168,296,426.63
Less: * Actual Disbursements	102,826,430.10	11,271,425.79	114,097,855.89
<b>(Over)/Under spending</b>	43,094,075.50	11,104,495.24	54,198,570.74

Notes: The use of NTA is discouraged  
 \* Amounts should tally

Certified Correct:  
  
**MERLYN A. ROMANO, CPA**  
 Acting Chief/Accountant  
 Date: August 15, 2015

Approved By:  
  
**PETER T. DAYOT, Ed. D.**  
 OIC, Office of the President  
 Date: August 15, 2015