
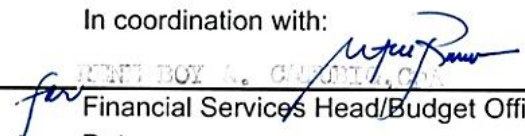



Particulars	UACS CODE	Physical Targets					Physical Accomplishments					Variance as of March 31 2017	Remarks
		1st Quarter	2nd Quarter	3rd Quarter	4th Quarter	Total	1st Quarter	2nd Quarter	3rd Quarter	4th Quarter	Total		
1	2	3	4	5	6	7= (3+4+5+6)	8	9	10	11	12= (8+9+10+11)	13	14
% of persons who receive training or advisory services who rate timeliness of service delivery as good or better		22%	22%	22%	22%	88%	100%				100%	12%	
% of requests for training responded to within 3 days of request		22%	22%	22%	22%	88%	100%				100%	12%	
% of requests for technical advice that are responded to within 3 days		22%	22%	22%	22%	88%	100%				100%	12%	
Financial													
Financial													
Technical Advisory Extension Services		868	988	979	1,023	3,858	246				246	(3,612)	

Prepared By: 
 DR. NOEL MARJON T. YASI
 Planning Services Head/Planning Officer
 Date: April 27, 2017

In coordination with:

 REMY BOY A. GUMBAL
 Financial Services Head/Budget Officer
 Date: April 27, 2017

Approved By:

 DR. JOEL P. LIMSON
 Agency Head/Department Secretary
 Date: April 27, 2017