



STATEMENT OF APPROVED BUDGET, UTILIZATIONS, DISBURSEMENTS AND BALANCES
As of the Quarter Ending June 30, 2018


Department : State Universities and Colleges
 Agency : NEGROS ORIENTAL STATE UNIVERSITY (NORSU)
 Operating Unit : _____
 Organization Code (UACS) : 08 072 00 00000
 Funding Source Code (as clustered) : FUND 164

Particulars	UACS CODE	Approved Budget			Budget Utilization					Disbursements					BALANCES		
		Approved Budgeted Revenue	Adjustments (Additions, Reductions, Realignment)	Adjusted Budgeted Revenue	1st Quarter Ending March 31	2nd Quarter Ending June 30	3rd Quarter Ending Sept. 30	4th Quarter Ending Dec. 31	Total	1st Quarter Ending March 31	2nd Quarter Ending June 30	3rd Quarter Ending Sept. 30	4th Quarter Ending Dec. 31	Total	Unutilized Budget	Due and Demandable / Accounts Payable	Not Yet Due and Demandable
1	2	3	4	5=[3+(-)4]	6	7	8	9	10=(6+7+8+9)	11	12	13	14	15=(11+12+13+14)	16=(5-10)	17	18
I. Agency Approved Budget																	
General Administration and Support	1 00 00 0000	356,401,718.00	130,485.31	356,532,203.31	7,840,311.59	10,101,626.57	0.00	0.00	17,941,938.16	7,203,322.39	8,591,476.60	0.00	0.00	15,794,798.99	338,590,265.15	1,578,083.95	569,055.22
General Administration and Supervision	1 00 01 0000																
General Management and Supervision																	
Personnel Services		7,024,000.00		7,024,000.00	745,161.56	934,667.73			1,679,829.29	669,104.36	978,028.09			1,647,132.45	5,344,170.71	32,696.84	0.00
Maintenance & Other Operating Expenses		108,549,718.00	130,485.31	108,680,203.31	6,825,321.35	8,364,207.34			15,189,528.69	6,264,389.35	7,447,833.51			13,712,222.86	93,490,674.62	1,182,847.11	294,458.72
Capital Outlays		240,828,000.00		240,828,000.00	269,828.68	802,751.50			1,072,580.18	269,828.68	165,615.00			435,443.68	239,755,419.82	362,540.00	274,596.50
Support to Operations	2 00 00 0000	197,054,303.84	-130,485.31	196,923,818.53	955,332.85	3,119,492.48	0.00	0.00	4,074,825.33	775,992.35	1,324,639.31	0.00	0.00	2,100,631.66	192,848,993.20	25,960.00	1,948,233.67
Auxiliary Services	2 00 01 0000																
Personnel Services		940,000.00		940,000.00	0.00	12,000.00			12,000.00	0.00	12,000.00			12,000.00	928,000.00	0.00	0.00
Maintenance & Other Operating Expenses		123,654,904.84	-130,485.31	123,524,419.53	927,522.85	2,968,292.48			3,895,815.33	775,992.35	1,284,829.31			2,060,821.66	119,628,604.20	25,960.00	1,809,033.67
Capital Outlays		72,459,399.00		72,459,399.00	27,810.00	139,200.00			167,010.00	0.00	27,810.00			72,292,389.00	0.00	0.00	139,200.00
Operations	3 00 00 0000	499,040,233.06	0.00	499,040,233.06	12,999,610.48	11,309,677.17	0.00	0.00	24,309,287.65	11,250,447.28	9,303,359.42	0.00	0.00	20,553,806.70	474,730,945.41	59,479.04	3,696,001.91
HIGHER EDUCATION PROGRAM	3 01 00 0000	423,128,568.06	0.00	423,128,568.06	11,677,461.29	8,300,733.90	0.00	0.00	19,978,195.19	9,928,298.09	6,557,066.15	0.00	0.00	16,485,364.24	403,150,372.87	59,479.04	3,433,351.91
Provision of Higher Education Services	3 01 01 0000																
Personnel Services		55,237,322.00		55,237,322.00	6,228,585.59	2,328,825.28			8,557,410.87	6,190,908.59	2,307,023.24			8,497,931.83	46,679,911.13	59,479.04	0.00
Maintenance & Other Operating Expenses		185,360,246.06	2,000,000.00	187,360,246.06	5,253,613.92	5,186,733.62			10,440,347.54	3,711,127.72	3,844,592.91			7,555,720.63	176,919,898.52	0.00	2,884,626.91
Capital Outlays		182,531,000.00	-2,000,000.00	180,531,000.00	195,261.78	785,175.00			980,436.78	26,261.78	405,450.00			431,711.78	179,550,563.22	0.00	548,725.00
ADVANCED EDUCATION PROGRAM	3 02 00 0000	8,996,000.00	0.00	8,996,000.00	992,904.71	2,594,520.00	0.00	0.00	3,587,424.71	992,904.71	2,594,520.00	0.00	0.00	3,587,424.71	5,408,575.29	0.00	0.00
Provision of Advanced Education Services	3 02 01 0000																
Personnel Services		6,000,000.00		6,000,000.00	988,953.37	2,594,520.00			3,583,473.37	988,953.37	2,594,520.00			3,583,473.37	2,416,526.63	0.00	0.00
Maintenance & Other Operating Expenses		2,806,000.00		2,806,000.00	3,951.34	0.00			3,951.34	3,951.34	0.00			3,951.34	2,802,048.66	0.00	0.00
Capital Outlays		190,000.00		190,000.00	0.00	0.00			0.00	0.00	0.00			190,000.00	0.00	0.00	0.00
RESEARCH PROGRAM	3 03 00 0000	44,977,085.00	0.00	44,977,085.00	282,263.78	369,462.27	0.00	0.00	651,726.05	282,263.78	131,812.27	0.00	0.00	414,076.05	44,325,358.95	0.00	237,650.00
Conduct of Research Services	3 03 01 0000																
Personnel Services		300,000.00		300,000.00	0.00	0.00			0.00	0.00	0.00			0.00	300,000.00	0.00	0.00
Maintenance & Other Operating Expenses		19,323,085.00		19,323,085.00	282,263.78	244,962.27			527,226.05	282,263.78	131,812.27			414,076.05	18,795,858.95	0.00	113,150.00
Capital Outlays		25,354,000.00		25,354,000.00	0.00	124,500.00			124,500.00	0.00	0.00			0.00	25,229,500.00	0.00	124,500.00
EXTENSION PROGRAM	3 04 00 0000	21,938,580.00	0.00	21,938,580.00	46,980.70	44,961.00	0.00	0.00	91,941.70	46,980.70	19,961.00	0.00	0.00	66,941.70	21,846,638.30	0.00	25,000.00
Provision of Extension Services	3 04 01 0000																
Personnel Services		520,000.00		520,000.00	0.00	0.00			0.00	0.00	0.00			0.00	520,000.00	0.00	0.00
Maintenance & Other Operating Expenses		11,793,580.00		11,793,580.00	46,980.70	19,961.00			66,941.70	46,980.70	19,961.00			66,941.70	11,726,638.30	0.00	0.00
Capital Outlays		9,625,000.00		9,625,000.00	0.00	25,000.00			25,000.00	0.00	0.00			0.00	9,600,000.00	0.00	25,000.00
GRAND TOTAL		1,052,496,254.90	0.00	1,052,496,254.90	21,795,254.92	24,530,796.22	0.00	0.00	46,326,051.14	19,229,762.02	19,219,475.33	0.00	0.00	38,449,237.35	1,006,170,203.76	1,663,522.99	6,213,290.80
Personnel Services		70,021,322.00	0.00	70,021,322.00	7,962,700.52	5,870,013.01	0.00	0.00	13,832,713.53	7,848,966.32	5,891,571.33	0.00	0.00	13,740,537.65	56,188,608.47	92,175.88	0.00
Maintenance & Other Operating Expenses		451,487,533.90	2,000,000.00	453,487,533.90	13,339,653.94	16,784,156.71	0.00	0.00	30,123,810.65	11,084,705.24	12,729,029.00	0.00	0.00	23,813,734.24	423,363,723.25	1,208,807.11	5,101,269.30
Capital Outlays		530,987,399.00	-2,000,000.00	528,987,399.00	492,900.46	1,876,626.50	0.00	0.00	2,369,526.96	296,090.46	598,875.00	0.00	0.00	894,965.46	526,617,872.04	362,540.00	1,112,021.50
Recapitulation by MFO:		499,040,233.06	0.00	499,040,233.06	12,999,610.48	11,309,677.17	0.00	0.00	24,309,287.65	11,250,447.28	9,303,359.42	0.00	0.00	20,553,806.70	474,730,945.41	59,479.04	3,696,001.91
HIGHER EDUCATION PROGRAM		423,128,568.06	0.00	423,128,568.06	11,677,461.29	8,300,733.90	0.00	0.00	19,978,195.19	9,928,298.09	6,557,066.15	0.00	0.00	16,485,364.24	403,150,372.87	59,479.04	3,433,351.91
ADVANCED EDUCATION PROGRAM		8,996,000.00	0.00	8,996,000.00	992,904.71	2,594,520.00	0.00	0.00	3,587,424.71	992,904.71	2,594,520.00	0.00	0.00	3,587,424.71	5,408,575.29	0.00	0.00
RESEARCH PROGRAM		44,977,085.00	0.00	44,977,085.00	282,263.78	369,462.27	0.00	0.00	651,726.05	282,263.78	131,812.27	0.00	0.00	414,076.05	44,325,358.95	0.00	237,650.00
EXTENSION PROGRAM		21,938,580.00	0.00	21,938,580.00	46,980.70	44,961.00	0.00	0.00	91,941.70	46,980.70	19,961.00	0.00	0.00	66,941.70	21,846,638.30	0.00	25,000.00

Certified Correct: 
JUNE RAZEL S. CABILDO, CPA
 Acting University Budget Officer

Certified Correct: 
MERLYN A. ROMANO, CPA
 Acting Chief Accountant

Recommending Approval: 
RENE BOY A. CATUBIG, CPA
 Acting Chief Administrative Officer-Finance

Approved By: 
JOEL P. LIMSON, Ph. D.
 University President