


STATEMENT OF APPROPRIATIONS, ALLOTMENTS, OBLIGATIONS, DISBURSEMENTS AND BALANCES
As of the Quarter Ending September 30, 2015


Department : State Universities and Colleges
Agency : NEGROS ORIENTAL STATE UNIVERSITY (NORSU)
Operating Unit :
Organization Code (UACS) : 08 072 00 00000
Funding Source Code (as clustered) : Fund 101
(e.g. Old Fund Code: 101,102, 151)


X	Current Year Appropriations
	Supplemental Appropriations
	Continuing Appropriations

Particulars	UACS CODE	Appropriations			Allotments			Current Year Obligations					Current Year Disbursements				Balances						
		Authorized Appropriation	Adjustments (Transfer To/From, Realignment)	Adjusted Appropriations	Allotments Received	Adjustments (Withdrawal, Realignment)	Transfer To	Transfer From	Adjusted Total Allotments	1st Quarter Ending March 31	2nd Quarter Ending June 30	3rd Quarter Ending Sept. 30	4th Quarter Ending Dec. 31	Total	1st Quarter Ending March 31	2nd Quarter Ending June 30	3rd Quarter Ending Sept. 30	4th Quarter Ending Dec. 31	Total	Unreleased Appropriations	Unobligated Allotment	Unpaid Obligations (15-20) = (23+24)	
		3	4	5 = (3+4)	6	7	8	9	10 = [(8+9) - (8+9)]	11	12	13	14	15 = (11+12+13+14)	16	17	18	19	20 = (16+17+18+19)	21=(5-10)	22=(10-15)	23	24
III. Special Purpose Fund (Please specify)		0	18,989,807	18,989,807	18,989,807	0	0	0	18,989,807	167,640	13,018,712	3,573,823	0	16,760,175	167,640	13,018,712	3,245,302	0	16,431,655	0	2,229,632	328,521	0
MPBF-PS	1 01	18,488,233	18,488,233	18,488,233				18,488,233		12,952,436	3,306,165			16,258,601		12,952,436	2,977,644		15,930,081	0	2,229,632	328,521	
MPBF-MOOE	1 01		0	0				0		0	0			0		0	0		0	0	0	0	
PGF-PS (Pension Benefits and others)	1 01	501,574	501,574	501,574				501,574	167,640	66,276	267,658			501,574	167,640	66,276	267,658		501,574	0	0	0	
Sub-Total, Special Purpose Fund		0	18,989,807	18,989,807	18,989,807	0	0	0	18,989,807	167,640	13,018,712	3,573,823	0	16,760,175	167,640	13,018,712	3,245,302	0	16,431,655	0	2,229,632	328,521	0
PS		0	18,989,807	18,989,807	18,989,807	0	0	0	18,989,807	167,640	13,018,712	3,573,823	0	16,760,175	167,640	13,018,712	3,245,302	0	16,431,655	0	2,229,632	328,521	0
MOOE		0	0	0	0	0	0	0	0	0	0	0	0	0	0	0	0	0	0	0	0	0	0
Fin Exp. (if applicable)		0	0	0	0	0	0	0	0	0	0	0	0	0	0	0	0	0	0	0	0	0	0
CO		0	0	0	0	0	0	0	0	0	0	0	0	0	0	0	0	0	0	0	0	0	0
GRAND TOTAL		284,456,000	18,989,807	303,445,807	303,445,807	0	0	0	303,445,807	40,618,794	57,696,237	57,634,442	0	155,949,473	39,102,884	58,878,599	56,474,072	0	154,455,555	0	147,496,334	1,493,918	0
PS		158,500,000	18,989,807	177,489,807	177,489,807	0	0	0	177,489,807	32,606,264	47,802,817	34,892,543	0	115,301,623	32,606,264	47,802,817	34,476,501	0	114,885,581	0	62,188,184	416,043	0
MOOE		102,382,000	0	102,382,000	102,382,000	0	0	0	102,382,000	8,012,530	9,893,421	22,741,899	0	40,647,850	6,496,620	11,075,783	21,997,572	0	39,569,974	0	61,734,150	1,077,876	0
Fin Exp. (if applicable)		0	0	0	0	0	0	0	0	0	0	0	0	0	0	0	0	0	0	0	0	0	0
CO		23,574,000	0	23,574,000	23,574,000	0	0	0	23,574,000	0	0	0	0	0	0	0	0	0	0	0	23,574,000	0	0
Recapitulation by MFO:		219,414,000	0	219,414,000	219,414,000	0	0	0	219,414,000	32,024,946	37,563,223	46,855,646	0	116,443,815	31,341,330	38,148,344	45,902,566	0	115,392,240	0	102,970,185	1,051,575	0
MFO 1 - HIGHER EDUCATION SERVICES		210,464,000	0	210,464,000	210,464,000	0	0	0	210,464,000	30,910,429	36,977,380	45,164,330	0	113,052,139	30,425,704	37,363,610	44,256,635	0	112,045,949	0	97,411,861	1,006,190	0
MFO 2 - ADVANCE EDUCATION SERVICES		2,881,000	0	2,881,000	2,881,000	0	0	0	2,881,000	501,856	374,561	1,089,900	0	1,966,317	501,856	374,561	1,089,900	0	1,966,317	0	914,683	0	0
MFO 3 - RESEARCH SERVICES		2,839,000	0	2,839,000	2,839,000	0	0	0	2,839,000	445,125	99,096	478,141	0	1,022,363	246,234	297,987	478,141	0	1,022,363	0	1,816,637	0	0
MFO 4 - EXTENSION SERVICES		3,230,000	0	3,230,000	3,230,000	0	0	0	3,230,000	167,536	112,186	123,275	0	402,997	167,536	112,186	77,890	0	357,612	0	2,827,004	45,385	0
OF WHICH:																							
Major Programs/Projects																							
KRA No. 2 - Poverty Reduction and Empowerment of the Poor and Vulnerable		18,119,000	0	18,119,000	18,119,000	0	0	0	18,119,000	0	3,931,890	2,864,000	0	6,795,890	0	3,895,140	2,900,750	0	6,795,890	0	11,323,110	0	0
Program Budgeting:																							
MPP 1 - Instructional Development																							
MFO 1 - HIGHER EDUCATION SERVICES		18,119,000		18,119,000	18,119,000				18,119,000		3,931,890	2,864,000		6,795,890		3,895,140	2,900,750		6,795,890	0	11,323,110	0	
MOOE (ESGP-PA)																							

Certified Correct: 
RENE BOY A. CATUBIG, CPA
University Budget Officer
Date: 28-Oct-15

Certified Correct: 
MERLYN A. ROMANO, CPA
University Chief Accountant
Date: 28-Oct-15

Recommending Approval: 
NOEL MARJON E. YASI
Vp Admin, Planning and Development
Date: 28-Oct-15

Approved By: 
PETER T. DAYOT, Ed. D.
Officer-in-Charge, Office of the President
Date: 28-Oct-15