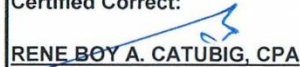




STATEMENT OF APPROVED BUDGET, UTILIZATIONS, DISBURSEMENTS AND BALANCES
As of the Quarter Ending June 30, 2015

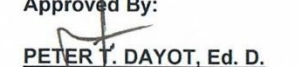
Department : State Universities and Colleges
 Agency : NEGROS ORIENTAL STATE UNIVERSITY (NORSU)
 Operating Unit : _____
 Organization Code (UACS) : 08 072 00 00000
 Funding Source Code (as clustered) : FUND 164

Particulars	UACS CODE	Approved Budget			Budget Utilization					Disbursements					BALANCES			
		Approved Budgeted Revenue	Adjustments (Additions, Reductions, Realignment)	Adjusted Budgeted Revenue	1st Quarter Ending March 31	2nd Quarter Ending June 30	3rd Quarter Ending Sept. 30	4th Quarter Ending Dec. 31	Total	1st Quarter Ending March 31	2nd Quarter Ending June 30	3rd Quarter Ending Sept. 30	4th Quarter Ending Dec. 31	Total	Unutilized Budget	Unpaid Utilizations		
																Due and Demandable / Accounts Payable	Not Yet Due and Demandable	
1	2	3	4	5=[3+(-)4]	6	7	8	9	10=(6+7+8+9)	11	12	13	14	15=(11+12+13+14)	16=(5-10)	17	18	
I. Agency Approved Budget																		
General Administration and Support																		
General Administration and Supervision	1 00 01 0000	37,647,779	0	37,647,779	10,004,297	6,853,972	0	0	16,858,270	9,518,889	7,091,941	0	0	16,610,830	20,789,509	247,440	0	
PAP																		
Personnel Services		19,114,142	0	19,114,142	5,012,845	4,184,683	0	0	9,197,528	4,979,043	4,175,387	0	0	9,154,430	9,916,614	43,099	0	
Maintenance & Other Operating Expenses		17,971,637	0	17,971,637	4,704,642	2,657,289	0	0	7,361,932	4,489,597	2,736,473	0	0	7,226,070	10,609,705	135,861	0	
Capital Outlays		562,000	0	562,000	286,810	12,000	0	0	298,810	50,249	180,081	0	0	230,330	263,190	68,480	0	
Support to Operations	2 00 00 0000	32,579,775	0	32,579,775	2,104,592	2,055,413	0	0	4,160,004	1,553,619	1,897,475	0	0	3,451,093	28,419,771	708,911	0	
PAP																		
Personnel Services		2,621,585	0	2,621,585	334,231	389,906	0	0	724,136	334,231	389,906	0	0	724,136	1,897,449	0	0	
Maintenance & Other Operating Expenses		12,493,081	0	12,493,081	1,718,096	1,665,507	0	0	3,383,603	1,219,388	1,507,569	0	0	2,726,957	9,109,478	656,645	0	
Capital Outlays		17,465,109	0	17,465,109	52,266	0	0	0	52,266	0	0	0	0	0	17,412,844	52,266	0	
Operations																		
MFO 1 - HIGHER EDUCATION SERVICES	3 00 00 0000	138,941,934	0	138,941,934	21,483,522	17,381,343	0	0	38,864,865	20,150,529	16,364,196	0	0	36,514,725	100,077,069	2,350,141	0	
PAP																		
Personnel Services		47,607,512	0	47,607,512	17,918,233	12,667,390	0	0	30,585,623	17,773,967	12,113,213	0	0	29,887,179	17,021,889	698,444	0	
Maintenance & Other Operating Expenses		30,543,458	0	30,543,458	2,901,135	2,825,589	0	0	5,726,723	1,936,449	2,382,142	0	0	4,318,591	24,816,735	1,408,132	0	
Capital Outlays		32,303,189	0	32,303,189	661,920	0	0	0	928,034	42,073	767,361	0	0	809,434	31,375,155	118,600	0	
MFO 2 - ADVANCE EDUCATION SERVICES	3 02 00 0000	1,620,065	0	1,620,065	354,790	1,090,730	0	0	1,445,520	354,790	1,090,730	0	0	1,445,520	174,545	0	0	
PAP																		
Personnel Services		1,522,000	0	1,522,000	354,790	1,090,730	0	0	1,445,520	354,790	1,090,730	0	0	1,445,520	76,480	0	0	
Maintenance & Other Operating Expenses		98,065	0	98,065	0	0	0	0	0	0	0	0	0	0	98,065	0	0	
Capital Outlays		0	0	0	0	0	0	0	0	0	0	0	0	0	0	0	0	
MFO 3 - RESEARCH SERVICES	3 03 00 0000	13,433,855	0	13,433,855	37,000	124,965	0	0	161,965	37,000	0	0	0	37,000	13,271,890	124,965	0	
PAP																		
Personnel Services		3,146,800	0	3,146,800	0	0	0	0	0	0	0	0	0	0	3,146,800	0	0	
Maintenance & Other Operating Expenses		2,854,255	0	2,854,255	37,000	36,465	0	0	73,465	37,000	0	0	0	37,000	2,780,790	36,465	0	
Capital Outlays		7,432,800	0	7,432,800	0	88,500	0	0	88,500	0	0	0	0	0	7,344,300	88,500	0	
MFO 4 - EXTENSION SERVICES	3 04 00 0000	13,433,855	0	13,433,855	6,250	10,750	0	0	17,000	6,250	10,750	0	0	17,000	13,416,855	0	0	
PAP																		
Personnel Services		2,934,000	0	2,934,000	0	0	0	0	0	0	0	0	0	0	2,934,000	0	0	
Maintenance & Other Operating Expenses		6,213,855	0	6,213,855	6,250	10,750	0	0	17,000	6,250	10,750	0	0	17,000	6,196,855	0	0	
Capital Outlays		4,286,000	0	4,286,000	0	0	0	0	0	0	0	0	0	0	4,286,000	0	0	
GRAND TOTAL		209,169,488	0	209,169,488	33,592,411	26,290,728	0	0	59,883,140	31,223,037	25,353,611	0	0	56,576,648	149,286,348	3,306,492	0	
Personnel Services		76,946,039	0	76,946,039	23,620,099	18,332,709	0	0	41,952,807	23,442,030	17,769,235	0	0	41,211,265	34,993,232	741,542	0	
Maintenance & Other Operating Expenses		70,174,351	0	70,174,351	9,367,123	7,195,600	0	0	16,562,723	7,688,684	6,636,934	0	0	14,325,619	53,611,628	2,237,104	0	
Capital Outlays		62,049,098	0	62,049,098	605,190	762,420	0	0	1,367,610	92,322	947,442	0	0	1,039,764	60,681,488	327,846	0	
Recapitulation by MFO:		138,941,934	0	138,941,934	21,483,522	17,381,343	0	0	38,864,865	20,150,529	16,364,196	0	0	36,514,725	100,077,069	2,350,141	0	
MFO 1 - HIGHER EDUCATION SERVICES		110,454,159	0	110,454,159	21,085,482	16,154,898	0	0	37,240,380	19,752,489	15,262,716	0	0	35,015,205	73,213,779	2,225,176	0	
MFO 2 - ADVANCE EDUCATION SERVICES		1,620,065	0	1,620,065	354,790	1,090,730	0	0	1,445,520	354,790	1,090,730	0	0	1,445,520	174,545	0	0	
MFO 3 - RESEARCH SERVICES		13,433,855	0	13,433,855	37,000	124,965	0	0	161,965	37,000	0	0	0	37,000	13,271,890	124,965	0	
MFO 4 - EXTENSION SERVICES		13,433,855	0	13,433,855	6,250	10,750	0	0	17,000	6,250	10,750	0	0	17,000	13,416,855	0	0	

Certified Correct:

RENE BOY A. CATUBIG, CPA
 Budget Officer
 Date: 11-Aug-15

Certified Correct:

MERLYN A. ROMANO, CPA
 Chief Accountant
 Date: 11-Aug-15

Recommending Approval:

NOEL MARJON E. YASI, Psy. D.
 VP - Administration, Planning and Development
 Date: 11-Aug-15

Approved By:

PETER T. DAYOT, Ed. D.
 OIC, Office of the President
 Date: 11-Aug-15