


STATEMENT OF APPROVED BUDGET, UTILIZATIONS, DISBURSEMENTS AND BALANCES
As of the Quarter Ending March 31, 2015


Department : State Universities and Colleges
 Agency : NEGROS ORIENTAL STATE UNIVERSITY (NORSU)
 Operating Unit : _____
 Organization Code (UACS) : 08 072 00 00000
 Funding Source Code (as clustered) : FUND 164


Particulars	UACS CODE	Approved Budget			Budget Utilization					Disbursements					BALANCES		
		Approved Budgeted Revenue	Adjustments (Additions, Reductions, Realignment)	Adjusted Budgeted Revenue	1st Quarter Ending March 31	2nd Quarter Ending June 30	3rd Quarter Ending Sept. 30	4th Quarter Ending Dec. 31	Total	1st Quarter Ending March 31	2nd Quarter Ending June 30	3rd Quarter Ending Sept. 30	4th Quarter Ending Dec. 31	Total	Unutilized Budget	Unpaid Utilizations	
																Due and Demandable / Accounts Payable	Not Yet Due and Demandable
1	2	3	4	5=[3+(-)4]	6	7	8	9	10=(6+7+8+9)	11	12	13	14	15=(11+12+13+14)	16=(5-10)	17	18
I. Agency Approved Budget																	
General Administration and Support	1 00 00 0000	37,647,779	0	37,647,779	10,004,297	0	0	0	10,004,297	9,518,889	0	0	0	9,518,889	27,643,482	485,408	0
General Administration and Supervision	1 00 01 0000																
PAP																	
Personnel Services		19,114,142	0	19,114,142	5,012,845	0	0	0	5,012,845	4,979,043	0	0	0	4,979,043	14,101,297	33,802	0
Maintenance & Other Operating Expenses		17,971,637	0	17,971,637	4,704,642	0	0	0	4,704,642	4,489,597	0	0	0	4,489,597	13,266,995	215,045	0
Capital Outlays		562,000	0	562,000	286,810	0	0	0	286,810	50,249	0	0	0	50,249	275,190	236,561	0
Support to Operations	2 00 00 0000	32,579,775	0	32,579,775	2,104,592	0	0	0	2,104,592	1,553,619	0	0	0	1,553,619	30,475,183	550,973	0
PAP	2 00 01 0000																
Personnel Services		2,621,585	0	2,621,585	334,231	0	0	0	334,231	334,231	0	0	0	334,231	2,287,355	0	0
Maintenance & Other Operating Expenses		12,493,081	0	12,493,081	1,718,096	0	0	0	1,718,096	1,219,388	0	0	0	1,219,388	10,774,985	498,708	0
Capital Outlays		17,465,109	0	17,465,109	52,266	0	0	0	52,266	0	0	0	0	17,412,844	52,266	0	0
Operations	3 00 00 0000	138,941,934	0	138,941,934	21,483,522	0	0	0	21,483,522	20,150,529	0	0	0	20,150,529	117,458,412	1,332,994	0
MFO 1 - HIGHER EDUCATION SERVICES	3 01 00 0000	110,454,159	0	110,454,159	21,085,482	0	0	0	21,085,482	19,752,489	0	0	0	19,752,489	89,368,677	1,332,994	0
PAP	3 01 01 0000																
Personnel Services		47,607,512	0	47,607,512	17,918,233	0	0	0	17,918,233	17,773,967	0	0	0	17,773,967	29,689,279	144,266	0
Maintenance & Other Operating Expenses		30,543,458	0	30,543,458	2,901,135	0	0	0	2,901,135	1,936,449	0	0	0	1,936,449	27,642,323	964,686	0
Capital Outlays		32,303,189	0	32,303,189	266,114	0	0	0	266,114	42,073	0	0	0	42,073	32,037,075	224,041	0
MFO 2 - ADVANCE EDUCATION SERVICES	3 02 00 0000	1,620,065	0	1,620,065	354,790	0	0	0	354,790	354,790	0	0	0	354,790	1,265,275	0	0
PAP	3 02 01 0000																
Personnel Services		1,522,000	0	1,522,000	354,790	0	0	0	354,790	354,790	0	0	0	354,790	1,167,210	0	0
Maintenance & Other Operating Expenses		98,065	0	98,065	0	0	0	0	0	0	0	0	0	0	98,065	0	0
Capital Outlays		0	0	0	0	0	0	0	0	0	0	0	0	0	0	0	0
MFO 3 - RESEARCH SERVICES	3 03 00 0000	13,433,855	0	13,433,855	37,000	0	0	0	37,000	37,000	0	0	0	37,000	13,396,855	0	0
PAP	3 03 01 0000																
Personnel Services		3,146,800	0	3,146,800	0	0	0	0	0	0	0	0	0	0	3,146,800	0	0
Maintenance & Other Operating Expenses		2,854,255	0	2,854,255	37,000	0	0	0	37,000	37,000	0	0	0	37,000	2,817,255	0	0
Capital Outlays		7,432,800	0	7,432,800	0	0	0	0	0	0	0	0	0	0	7,432,800	0	0
MFO 4 - EXTENSION SERVICES	3 04 00 0000	13,433,855	0	13,433,855	6,250	0	0	0	6,250	6,250	0	0	0	6,250	13,427,605	0	0
PAP	3 04 01 0000																
Personnel Services		2,934,000	0	2,934,000	0	0	0	0	0	0	0	0	0	0	2,934,000	0	0
Maintenance & Other Operating Expenses		6,213,855	0	6,213,855	6,250	0	0	0	6,250	6,250	0	0	0	6,250	6,207,605	0	0
Capital Outlays		4,286,000	0	4,286,000	0	0	0	0	0	0	0	0	0	4,286,000	0	0	0
GRAND TOTAL		209,169,488	0	209,169,488	33,592,411	0	0	0	33,592,411	31,223,037	0	0	0	31,223,037	175,577,077	2,369,375	0
Personnel Services		76,946,039	0	76,946,039	23,620,099	0	0	0	23,620,099	23,442,030	0	0	0	23,442,030	53,325,940	178,069	0
Maintenance & Other Operating Expenses		70,174,351	0	70,174,351	9,367,123	0	0	0	9,367,123	7,688,684	0	0	0	7,688,684	60,807,228	1,678,439	0
Capital Outlays		62,049,098	0	62,049,098	605,190	0	0	0	605,190	92,322	0	0	0	92,322	61,443,908	512,868	0
Recapitulation by MFO:		138,941,934	0	138,941,934	21,483,522	0	0	0	21,483,522	20,150,529	0	0	0	20,150,529	117,458,412	1,332,994	0
MFO 1 - HIGHER EDUCATION SERVICES		110,454,159	0	110,454,159	21,085,482	0	0	0	21,085,482	19,752,489	0	0	0	19,752,489	89,368,677	1,332,994	0
MFO 2 - ADVANCE EDUCATION SERVICES		1,620,065	0	1,620,065	354,790	0	0	0	354,790	354,790	0	0	0	354,790	1,265,275	0	0
MFO 3 - RESEARCH SERVICES		13,433,855	0	13,433,855	37,000	0	0	0	37,000	37,000	0	0	0	37,000	13,396,855	0	0
MFO 4 - EXTENSION SERVICES		13,433,855	0	13,433,855	6,250	0	0	0	6,250	6,250	0	0	0	6,250	13,427,605	0	0

Certified Correct:

RENE BOY A. CATUBIG, CPA
 Budget Officer

Certified Correct:

MERLYN A. ROMANO, CPA
 Chief Accountant

Recommending Approval:

NOEL MARJON E. YABI, Psy. D.
 VP - Administration, Planning and Development

Approved By:

PETER T. DAYOT, Ed. D.
 OIC, Office of the President