




STATEMENT OF APPROVED BUDGET, UTILIZATIONS, DISBURSEMENTS AND BALANCES
As of the Quarter Ending December 31, 2015


Department : State Universities and Colleges
 Agency : NEGROS ORIENTAL STATE UNIVERSITY (NORSU)
 Operating Unit : _____
 Organization Code (UACS) : 08 072 00 00000
 Funding Source Code (as clustered) : FUND 164

Particulars	UACS CODE	Approved Budget			Budget Utilization					Disbursements					BALANCES		
		Approved Budgeted Revenue	Adjustments (Additions, Reductions, Reassignment)	Adjusted Budgeted Revenue	1st Quarter Ending March 31	2nd Quarter Ending June 30	3rd Quarter Ending Sept. 30	4th Quarter Ending Dec. 31	Total	1st Quarter Ending March 31	2nd Quarter Ending June 30	3rd Quarter Ending Sept. 30	4th Quarter Ending Dec. 31	Total	Unutilized Budget	Unpaid Utilizations	
																Due and Demandable / Accounts Payable	Not Yet Due and Demandable
1	2	3	4	5=[3+(-)4]	6	7	8	9	10=(6+7+8+9)	11	12	13	14	15=(11+12+13+14)	16=(5-10)	17	18
I. Agency Approved Budget																	
General Administration and Support	1 00 00 0000	93,585,965	0	93,585,965	10,039,244	6,870,171	5,839,895	4,709,435	27,458,745	9,894,677	6,821,446	5,839,896	3,744,682	26,300,700	66,127,220	1,158,045	0
General Administration and Supervision	1 00 01 0000																
PAP																	
Personnel Services		28,892,823	0	28,892,823	5,047,792	4,200,882	4,473,369	1,332,283	15,054,327	5,011,591	4,184,333	4,473,370	1,067,933	14,737,226	13,838,496	317,101	0
Maintenance & Other Operating Expenses		61,433,074	0	61,433,074	4,704,641	2,657,289	1,363,530	3,296,398	12,021,858	4,600,476	2,625,593	1,363,531	2,595,995	11,185,594	49,411,216	836,264	0
Capital Outlays		3,260,068	0	3,260,068	286,810	12,000	2,995	80,754	382,559	282,610	11,520	2,995	80,754	377,879	2,877,509	4,680	0
Support to Operations	2 00 00 0000	187,125,876	0	187,125,876	3,596,057	2,445,014	4,948,977	2,631,239	13,621,287	3,319,376	2,445,014	4,948,977	1,865,830	12,579,197	173,504,589	1,042,091	0
PAP	2 00 01 0000																
Personnel Services		9,670,094	0	9,670,094	334,231	389,906	687,380	537,228	1,948,745	334,231	389,906	687,380	473,533	1,885,049	7,721,349	63,696	0
Maintenance & Other Operating Expenses		98,627,853	0	98,627,853	3,161,792	2,055,109	3,767,985	1,452,801	10,437,886	2,937,376	2,055,108	3,767,985	1,151,087	9,911,557	88,190,167	526,129	0
Capital Outlays		78,827,929	0	78,827,929	100,035	0	493,612	641,210	1,234,857	47,769	0	493,612	241,210	782,591	77,593,072	452,266	0
Operations	3 00 00 0000	453,182,855	0	453,182,855	20,956,574	17,625,615	26,427,467	16,374,910	81,384,566	20,687,113	16,962,815	26,295,148	12,343,583	76,288,659	371,798,289	5,095,906	0
MFO 1 - HIGHER EDUCATION SERVICES	3 01 00 0000	374,068,368	0	374,068,368	20,558,534	15,198,670	25,773,379	16,314,050	77,844,633	20,289,073	14,535,870	25,641,060	12,285,703	72,751,706	296,223,735	5,092,926	0
PAP	3 01 01 0000																
Personnel Services		76,893,029	0	76,893,029	17,334,653	11,711,161	19,380,380	12,138,900	60,565,094	17,190,387	11,156,984	19,380,379	9,993,492	57,721,242	16,327,935	2,843,852	0
Maintenance & Other Operating Expenses		131,347,587	0	131,347,587	2,957,767	2,825,589	5,401,821	3,253,619	14,438,796	2,857,522	2,738,416	5,370,386	1,958,798	12,925,122	116,908,791	1,513,675	0
Capital Outlays		165,827,752	0	165,827,752	286,114	661,920	991,178	921,530	2,840,742	241,164	640,470	890,295	333,413	2,105,342	162,987,010	735,400	0
MFO 2 - ADVANCE EDUCATION SERVICES	3 02 00 0000	7,830,905	0	7,830,905	354,790	2,291,230	521,510	0	3,167,530	354,790	2,291,230	521,510	0	3,167,530	4,663,375	0	0
PAP	3 02 01 0000																
Personnel Services		6,580,000	0	6,580,000	354,790	2,291,230	501,510	0	3,147,530	354,790	2,291,230	501,510	0	3,147,530	3,432,470	0	0
Maintenance & Other Operating Expenses		1,250,905	0	1,250,905	0	0	20,000	0	20,000	0	0	20,000	0	20,000	1,230,905	0	0
Capital Outlays		0	0	0	0	0	0	0	0	0	0	0	0	0	0	0	0
MFO 3 - RESEARCH SERVICES	3 03 00 0000	35,806,273	0	35,806,273	37,000	124,965	121,328	43,860	327,153	37,000	124,965	121,328	40,880	324,173	35,479,120	2,980	0
PAP	3 03 01 0000																
Personnel Services		3,850,000	0	3,850,000	0	0	45,000	20,000	65,000	0	0	45,000	20,000	65,000	3,785,000	0	0
Maintenance & Other Operating Expenses		19,641,741	0	19,641,741	37,000	36,465	41,700	23,860	139,025	37,000	36,465	41,700	20,880	136,045	19,502,716	2,980	0
Capital Outlays		12,314,532	0	12,314,532	0	88,500	34,628	0	123,128	0	88,500	34,628	0	123,128	12,191,404	0	0
MFO 4 - EXTENSION SERVICES	3 04 00 0000	35,477,309	0	35,477,309	6,250	10,750	11,250	17,000	45,250	6,250	10,750	11,250	17,000	45,250	35,432,059	0	0
PAP	3 04 01 0000																
Personnel Services		5,361,992	0	5,361,992	0	0	0	0	0	0	0	0	0	0	5,361,992	0	0
Maintenance & Other Operating Expenses		22,715,317	0	22,715,317	6,250	10,750	11,250	17,000	45,250	6,250	10,750	11,250	17,000	45,250	22,670,067	0	0
Capital Outlays		7,400,000	0	7,400,000	0	0	0	0	0	0	0	0	0	7,400,000	0	0	0
GRAND TOTAL		733,894,696	0	733,894,696	34,591,875	26,940,800	37,216,339	23,715,584	122,464,597	33,901,165	26,229,275	37,084,021	17,954,095	115,168,556	611,430,099	7,296,042	0
Personnel Services		131,247,938	0	131,247,938	23,071,466	18,593,179	25,087,640	14,028,412	80,780,696	22,890,998	18,022,452	25,087,639	11,554,958	77,556,048	50,467,242	3,224,649	0
Maintenance & Other Operating Expenses		335,016,477	0	335,016,477	10,867,450	7,585,201	10,606,286	8,043,678	37,102,616	10,438,624	7,466,332	10,574,851	5,743,760	34,223,568	297,913,861	2,879,048	0
Capital Outlays		267,630,281	0	267,630,281	652,959	762,420	1,522,413	1,643,494	4,581,285	571,543	740,490	1,421,530	655,377	3,388,940	263,048,996	1,192,345	0
Recapitulation by MFO:		453,182,855	0	453,182,855	20,956,574	17,625,615	26,427,467	16,374,910	81,384,566	20,687,113	16,962,815	26,295,148	12,343,583	76,288,659	371,798,289	5,095,906	0
MFO 1 - HIGHER EDUCATION SERVICES		374,068,368	0	374,068,368	20,558,534	15,198,670	25,773,379	16,314,050	77,844,633	20,289,073	14,535,870	25,641,060	12,285,703	72,751,706	296,223,735	5,092,926	0
MFO 2 - ADVANCE EDUCATION SERVICES		7,830,905	0	7,830,905	354,790	2,291,230	521,510	0	3,167,530	354,790	2,291,230	521,510	0	3,167,530	4,663,375	0	0
MFO 3 - RESEARCH SERVICES		35,806,273	0	35,806,273	37,000	124,965	121,328	43,860	327,153	37,000	124,965	121,328	40,880	324,173	35,479,120	2,980	0
MFO 4 - EXTENSION SERVICES		35,477,309	0	35,477,309	6,250	10,750	11,250	17,000	45,250	6,250	10,750	11,250	17,000	45,250	35,432,059	0	0

Certified Correct:

 RENE BOY A. CATUBIG, CPA
 Budget Officer

Certified Correct:

 MERLYN A. ROMANO, CPA
 Chief Accountant

Recommending Approval:

 NOEL MARJON E. YASI, Psy. D.
 VP - Administration, Planning and Development

Approved By:

 JOEL P. LIMSON, Ph. D.
 University President