

MONTHLY REPORT OF DISBURSEMENTS
For the month of December, 2015

Department : State Universities and Colleges
 Agency : NEGROS ORIENTAL STATE UNIVERSITY (NORSU) SYSTEM
 Operating Unit : _____
 Organization Code (UACS) : 08 072 00 00000
 Funding Source Code (as clustered): _____
 (e.g. Old Fund Code: 101,102, 151)

PARTICULARS	CURRENT YEAR BUDGET					PRIOR YEAR'S BUDGET											SUB-TOTAL	TRUST LIABILITIES				GRAND TOTAL					Remarks
	PS	MOOE	Fin Exp	CO	TOTAL	PRIOR YEAR'S ACCOUNTS PAYABLE					CURRENT YEAR'S ACCOUNTS PAYABLE							PS	MOOE	CO	TOTAL	PS	MOOE	Fin Exp	CO	TOTAL	
						PS	MOOE	Fin Exp	CO	Sub-Total	PS	MOOE	Fin Exp	CO	Sub-Total	PS											
1	2	3	4	5	6= (2+3+4+5)	7	8	9	10	11= (7+8+9+10)	12	13	14	15	16= (12+13+14+15)	17=(11+16)	18=(6+17)	19	20	21	22= (19+20+21)	23	24	25	26	27= (23+24+25+26)	28
Notice of Cash Allocation (NCA) MDS Checks Issued Advice to Debit Account	17,925,225.06	14,303,163.78		1,904,142.50	34,132,531.34		239,260.22			239,260.22					239,260.22	34,371,791.56					17,925,225.06	14,542,424.00		1,904,142.50	34,371,791.56		e.g. Reasons for over or under spending and the catch-up plan
Working Fund (NCA issued to BTr)					-					-					-	-					-	-		-	-		
Tax Remittance Advices Issued (TRA)	1,258,069.70	178,596.57			1,436,666.27					-					-	1,436,666.27					1,258,069.70	178,596.57		1,436,666.27	-		
Cash Disbursement Ceiling (CDC)					-					-					-	-					-	-		-	-		
Non-Cash Availment Authority (NCAA)					-					-					-	-					-	-		-	-		
Others (CDT, BTr Docs Stamp, etc.)					-					-					-	-					-	-		-	-		
TOTAL	19,183,294.76	14,481,760.35	#	1,904,142.50	35,569,197.61	#	239,260.22	#		239,260.22	#				239,260.22	35,808,457.83	#				19,183,294.76	14,721,020.57	#	1,904,142.50	35,808,457.83		

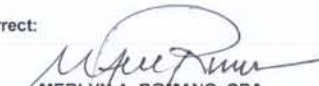
SUMMARY:

	Previous Report-	This month	As of Date
Total Disbursement Authorities Received	285,627,204.39	18,675,666.27	304,302,870.66
NCA	271,684,000.00	17,239,000.00	288,923,000.00
Working Fund	-	-	-
TRA	14,263,365.71	1,436,666.27	15,700,031.98
CDC	-	-	-
NCAA	-	-	-
Others (CDT, BTr Docs Stamp, etc.)	-	-	-
Less: Notice of Transfer Allocations (NTA)* issued	-	-	-
Total Disbursements Authorities Available	285,627,204.39	18,675,666.27	304,302,870.66
Less: Lapsed NCA	52,297,887.36	-	52,297,887.36
Disbursements *	201,454,762.46	35,808,457.83	237,263,220.29
Balance of Disbursements Authorities as of to date	31,874,554.57	(17,132,791.56)	14,741,763.01


	Previous Report	This month	As of Date
Total Disbursements Program	285,627,204.39	18,675,666.27	304,302,870.66
Less: * Actual Disbursements (Over)/Under spendi	201,454,762.46	35,808,457.83	237,263,220.29
	84,172,441.93	(17,132,791.56)	67,039,650.37

Notes: The use of NTA is discouraged
* Amounts should tally

Certified Correct:


MERLYN A. ROMANO, CPA
Acting Chief/Accountant
Date: January 20, 2016

Approved By:


JOEL P. LIMSON, Ph. D.
University President
Date: January 20, 2016

MONTHLY REPORT OF DISBURSEMENTS
For the month of November, 2015

Department : State Universities and Colleges
 Agency : NEGROS ORIENTAL STATE UNIVERSITY (NORSU) SYSTEM
 Operating Unit : _____
 Organization Code (UACS) : 08 072 00 00000
 Funding Source Code (as clustered): _____
 (e.g. Old Fund Code: 101,102, 151)

PARTICULARS	CURRENT YEAR BUDGET					PRIOR YEAR'S BUDGET											SUB-TOTAL	TRUST LIABILITIES				GRAND TOTAL					Remarks	
	PS	MOOE	Fin. Exp.	CO	TOTAL	PRIOR YEAR'S ACCOUNTS PAYABLE					CURRENT YEAR'S ACCOUNTS PAYABLE					TOTAL		PS	MOOE	CO	TOTAL	PS	MOOE	Fin. Exp.	CO	TOTAL		
						PS	MOOE	Fin. Exp.	CO	Sub-Total	PS	MOOE	Fin. Exp.	CO	Sub-Total													TOTAL
1	2	3	4	5	6= (2+3+4+5)	7	8	9	10	11= (7+8+9+10)	12	13	14	15	16= (12+13+14+15)	17=(11+16)	18=(6+17)	19	20	21	22= (19+20+21)	23	24	25	26	27= (23+24+25+26)	28	
Notice of Cash Allocation (NCA)	-	-	-	-	-	-	-	-	-	-	-	-	-	-	-	-	-	-	-	-	-	-	-	-	-	-	-	-
MDS Checks Issued	15,016,529.81	6,079,274.95	-	-	21,095,804.76	-	129,455.75	-	-	129,455.75	-	-	-	-	-	129,455.75	21,225,260.51	-	-	-	-	15,016,529.81	6,208,730.70	-	-	21,225,260.51	e.g. Reasons for over or under spending and the catch-up plan	
Advice to Debit Account	-	-	-	-	-	-	-	-	-	-	-	-	-	-	-	-	-	-	-	-	-	-	-	-	-	-	-	-
Working Fund (NCA issued to BTr)	-	-	-	-	-	-	-	-	-	-	-	-	-	-	-	-	-	-	-	-	-	-	-	-	-	-	-	-
Tax Remittance Advices Issued (TRA)	1,174,612.07	186,479.14	-	-	1,361,091.21	-	-	-	-	-	-	-	-	-	-	1,361,091.21	-	-	-	-	1,174,612.07	186,479.14	-	-	1,361,091.21	-		
Cash Disbursement Ceiling (CDC)	-	-	-	-	-	-	-	-	-	-	-	-	-	-	-	-	-	-	-	-	-	-	-	-	-	-	-	-
Non-Cash Availment Authority (NCAA)	-	-	-	-	-	-	-	-	-	-	-	-	-	-	-	-	-	-	-	-	-	-	-	-	-	-	-	-
Others (CDT, BTr Docs Stamp, etc.)	-	-	-	-	-	-	-	-	-	-	-	-	-	-	-	-	-	-	-	-	-	-	-	-	-	-	-	-
TOTAL	16,191,141.88	6,265,754.09	#	#	22,456,895.97	-	129,455.75	-	-	129,455.75	-	-	-	-	-	129,455.75	22,586,351.72	-	-	-	-	16,191,141.88	6,395,209.84	-	-	22,586,351.72		


SUMMARY:

	Previous Report-	This month	As of Date
Total Disbursement Authorities Received	261,204,113.18	24,423,091.21	285,627,204.39
NCA	248,622,000.00	23,062,000.00	271,684,000.00
Working Fund	-	-	-
TRA	12,902,274.50	1,361,091.21	14,263,365.71
CDC	-	-	-
NCAA	-	-	-
Others (CDT, BTr Docs Stamp, etc.)	-	-	-
Less: Notice of Transfer Allocations (NTA)* issued	-	-	-
Total Disbursements Authorities Available	261,336,275.42	24,423,091.21	285,627,204.39
Less: Lapsed NCA	52,297,887.36	-	52,297,887.36
Disbursements *	178,868,410.74	22,586,351.72	201,454,762.46
Balance of Disbursements Authorities as of date	30,169,977.32	1,836,739.49	31,874,554.57

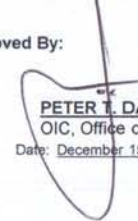
	Previous Report	This month	As of Date
Total Disbursements Program	261,204,113.18	24,423,091.21	285,627,204.39
Less: * Actual Disbursements	178,868,410.74	22,586,351.72	201,454,762.46
(Over)/Under spending	82,335,702.44	1,836,739.49	84,172,441.93

Notes: The use of NTA is discouraged
* Amounts should tally

Certified Correct:


MERLYN A. ROMANO, CPA
 Acting Chief Accountant
 Date: December 15, 2015

Approved By:


PETER T. DAYOT, Ed. D.
 OIC, Office of the President
 Date: December 15, 2015

