

STATEMENT OF APPROPRIATIONS, ALLOTMENTS, OBLIGATIONS, DISBURSEMENTS AND BALANCES
As of the Quarter Ending December 31, 2020

Department : State Universities and Colleges
Agency : NEGROS ORIENTAL STATE UNIVERSITY (NORSU)
Operating Unit :
Organization Code (UACS) : 08 072 00 00000
Funding Source Code (as clustered) : Fund 101
(e.g. Old Fund Code: 101,102,151)

Table with 2 columns: Category and Amount. Categories include Current Year Appropriations, Supplemental Appropriations, and Continuing Appropriations.


Main data table with columns: Particulars, UACS CODE, Appropriations, Allotments, Current Year Obligations, Current Year Disbursements, and Balances. Includes rows for Agency Specific Budget, General Administration and Support, Administration of Personnel Benefits, Support to Operations, Operations, and ADVANCED EDUCATION PROGRAM.


STATEMENT OF APPROPRIATIONS, ALLOTMENTS, OBLIGATIONS, DISBURSEMENTS AND BALANCES
As of the Quarter Ending December 31, 2020

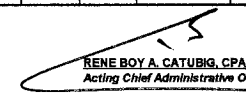
Department : State Universities and Colleges
Agency : NEGROS ORIENTAL STATE UNIVERSITY (NORSU)
Operating Unit :
Organization Code (UACS) : 08 072 00 00000
Funding Source Code (as clustered) : Fund 101
(e.g. Old Fund Code: 101,102, 151)


X	Current Year Appropriations
	Supplemental Appropriations
	Continuing Appropriations

Particulars	UACS CODE	Appropriations			Allotments			Current Year Obligations					Current Year Disbursements					Balances						
		Authorized Appropriation	Adjustments (Transfer To/From, Reassignment)	Adjusted Appropriations	Allotments Received	Adjustments (Withdrawal, Reassignment)	Transfer To	Transfer From	Adjusted Total Allotments	1st Quarter Ending March 31	2nd Quarter Ending June 30	3rd Quarter Ending Sept. 30	4th Quarter Ending Dec. 31	Total	1st Quarter Ending March 31	2nd Quarter Ending June 30	3rd Quarter Ending Sept. 30	4th Quarter Ending Dec. 31	Total	Unreleased Appropriations	Unobligated Allotment	Unpaid Obligations (15-20) = (23+24)		
		3	4	5 = (3+4)	6	7	8	9	10 = [(8+(-)) - (-)]	11	12	13	14	15 = [(11+12+13+14)]	16	17	18	19	20 = [(16+17+18+19)]	21 = (5-10)	22 = (10-15)	23	24	
II. Automatic Appropriations		4,779,000.00	1,230,275.00	6,009,275.00	20,348,275.00	(14,337,000.00)	0.00	0.00	6,009,275.00	3,977,503.52	1,172,094.56	113,380.96	740,523.31	6,003,502.35	3,659,639.00	1,488,315.32	115,024.72	740,201.83	6,003,180.87	0.00	5,772.85	321.48	0.00	
RLIP PS GAS -	1 04 102	(354,154.00)	1,432,175.94	1,078,021.94	2,869,275.00	(1,791,253.06)	0.00	0.00	1,078,021.94	462,686.90	(45,920.04)	113,380.96	547,874.12	1,078,021.94	440,143.34	(23,376.48)	113,380.96	547,874.12	1,078,021.94	0.00	0.00	0.00	0.00	
RLIP PS GAS - APB	1 04 102	0.00	0.00	0.00	0.00	0.00	0.00	0.00	0.00	0.00	0.00	0.00	0.00	0.00	0.00	0.00	0.00	0.00	0.00	0.00	0.00	0.00	0.00	
RLIP PS STO	1 04 102	74,948.00	(7,782.19)	67,165.81	277,000.00	(209,834.19)	0.00	0.00	67,165.81	44,205.12	22,599.00	0.00	0.00	68,804.12	44,205.12	22,599.00	0.00	0.00	68,804.12	0.00	361.69	0.00	0.00	
RLIP PS HEP	1 04 102	4,342,479.00	(199,959.94)	4,142,519.06	14,677,000.00	(10,534,480.94)	0.00	0.00	4,142,519.06	3,001,807.77	966,902.24	0.00	171,478.02	4,140,188.03	2,764,902.43	1,202,163.82	1,643.76	171,156.54	4,139,866.55	0.00	2,331.03	321.48	0.00	
RLIP PS AEP	1 04 102	75,810.00	6,478.39	82,288.39	76,000.00	6,288.39	0.00	0.00	82,288.39	68,688.24	7,122.36	0.00	6,477.79	82,288.39	10,272.62	85,537.98	0.00	6,477.79	82,288.39	0.00	0.00	0.00	0.00	
RLIP PS RP	1 04 102	639,917.00	(637.20)	639,279.80	2,447,000.00	(1,807,720.20)	0.00	0.00	639,279.80	400,115.49	221,391.00	0.00	14,693.38	638,199.87	400,115.49	221,391.00	0.00	14,693.38	636,199.87	0.00	3,079.93	0.00	0.00	
Sub-Total, Automatic Appropriations		4,779,000.00	1,230,275.00	6,009,275.00	20,348,275.00	(14,337,000.00)	0.00	0.00	6,009,275.00	3,977,503.52	1,172,094.56	113,380.96	740,523.31	6,003,502.35	3,659,639.00	1,488,315.32	115,024.72	740,201.83	6,003,180.87	0.00	5,772.85	321.48	0.00	
PS		4,779,000.00	1,230,275.00	6,009,275.00	20,348,275.00	(14,337,000.00)	0.00	0.00	6,009,275.00	3,977,503.52	1,172,094.56	113,380.96	740,523.31	6,003,502.35	3,659,639.00	1,488,315.32	115,024.72	740,201.83	6,003,180.87	0.00	5,772.85	321.48	0.00	
MOOE		0.00	0.00	0.00	0.00	0.00	0.00	0.00	0.00	0.00	0.00	0.00	0.00	0.00	0.00	0.00	0.00	0.00	0.00	0.00	0.00	0.00	0.00	0.00
CO		0.00	0.00	0.00	0.00	0.00	0.00	0.00	0.00	0.00	0.00	0.00	0.00	0.00	0.00	0.00	0.00	0.00	0.00	0.00	0.00	0.00	0.00	0.00
III. Special Purpose Fund (Please specify)		0.00	0.00	0.00	0.00	0.00	0.00	0.00	0.00	0.00	0.00	0.00	0.00	0.00	0.00	0.00	0.00	0.00	0.00	0.00	0.00	0.00	0.00	
Sub-Total, Special Purpose Fund		0.00	0.00	0.00	0.00	0.00	0.00	0.00	0.00	0.00	0.00	0.00	0.00	0.00	0.00	0.00	0.00	0.00	0.00	0.00	0.00	0.00	0.00	
GRAND TOTAL		446,954,771.00	1,230,275.00	448,185,046.00	501,409,275.00	(53,224,229.00)	0.00	0.00	448,185,046.00	88,887,121.20	94,255,446.73	73,853,310.15	174,191,521.06	431,187,399.14	83,546,838.97	89,006,233.00	75,058,019.86	105,557,958.62	353,169,050.45	0.00	16,997,646.86	19,365,854.32	58,652,494.37	
PS		316,841,978.00	19,051,666.08	335,893,644.08	356,841,275.00	(20,947,610.92)	0.00	0.00	335,893,644.08	84,033,584.58	82,333,204.72	61,867,679.34	107,135,751.46	335,370,220.10	78,968,796.35	86,631,600.99	62,634,081.30	101,739,559.98	329,974,028.62	0.00	523,443.98	5,396,191.48	7,210,296.82	
MOOE		63,376,793.00	(17,821,411.08)	45,555,381.92	67,568,000.00	(22,012,618.08)	0.00	0.00	45,555,381.92	4,853,536.62	2,882,242.01	11,985,630.81	23,467,572.05	42,988,981.49	4,578,052.62	2,374,832.01	11,037,938.56	3,818,398.64	21,809,021.63	0.00	2,566,400.43	13,969,662.84	7,210,296.82	
CO		66,736,000.00	0.00	66,736,000.00	77,000,000.00	(10,264,000.00)	0.00	0.00	66,736,000.00	0.00	9,240,000.00	0.00	43,568,197.55	52,828,197.55	0.00	0.00	1,386,000.00	0.00	1,386,000.00	0.00	13,907,802.45	0.00	51,442,197.55	
Recapitulation by MFO:		327,779,078.00	(944,659.04)	326,834,418.96	340,647,000.00	(13,812,581.04)	0.00	0.00	326,834,418.96	80,285,996.92	69,368,388.59	48,904,152.75	132,115,525.32	310,684,083.59	56,822,908.42	62,348,008.89	51,051,875.20	69,129,764.38	239,352,546.89	0.00	16,150,355.38	16,610,162.87	54,721,353.82	
HIGHER EDUCATION PROGRAM		294,226,734.00	(3,783,533.45)	290,443,200.55	306,597,000.00	(16,153,799.45)	0.00	0.00	290,443,200.55	51,588,230.74	59,791,651.34	42,072,161.22	121,666,034.52	275,116,077.82	46,120,162.24	52,776,251.64	44,263,959.67	59,356,792.44	204,517,164.99	0.00	15,325,122.73	16,021,972.02	54,578,940.81	
ADVANCED EDUCATION PROGRAM		2,664,062.00	(47,142.98)	2,616,919.02	2,732,000.00	(115,080.98)	0.00	0.00	2,616,919.02	289,685.06	1,282,603.81	262,181.36	557,316.84	2,371,767.07	269,685.06	1,282,603.81	260,151.36	521,115.09	2,333,555.32	0.00	245,151.95	20,000.00	18,211.75	
RESEARCH PROGRAM		28,825,422.00	3,671,717.39	32,497,139.39	29,050,000.00	3,447,139.39	0.00	0.00	32,497,139.39	8,332,237.41	8,240,072.55	6,415,821.83	9,007,141.23	31,995,073.02	8,327,217.41	8,235,092.55	6,360,731.83	8,445,073.42	31,388,115.21	0.00	502,068.37	543,160.31	63,777.50	
EXTENSION PROGRAM		2,062,860.00	(785,700.00)	1,277,160.00	2,268,000.00	(990,840.00)	0.00	0.00	1,277,160.00	105,843.71	54,060.89	154,208.34	885,032.73	1,199,145.87	105,843.71	54,060.89	147,033.34	806,773.43	1,113,711.37	0.00	78,014.33	25,010.54	60,423.76	

Certified Correct:  MARIA J. LIM, CPA
Acting University Budget Officer

Certified Correct:  MAURICE ANAVER, B.S., CPA
University Chief Accountant

 RENE BOY A. CATUBIG, CPA
Acting Chief Administrative Officer-Finance

Approved By:  JOEL P. MUNSON, Ph.D.
University President