

MONTHLY REPORT OF DISBURSEMENTS
For the month of January 2021

Department State Universities and Colleges (SUCs)
Agency/Entity Negros Oriental State University
Operating Unit < not applicable >
Organization Code (UACS) 08 072 0000000
Fund Cluster 01 Regular Agency Fund

Particulars	Current Year Budget					Prior Year's Budget											Trust Liabilities				Grand Total					Remarks								
	PS	MOOE	FinEx	CO	TOTAL 6=(2+3+4+5)	Prior Year's Accounts Payable					Current Year's Accounts Payable						SUB-TOTAL 18=(6+17)	PS	MOOE	CO	TOTAL 22=(18+20+21)	PS	MOOE	FinEx	CO		TOTAL 27=(23+24+25+26)							
						7	8	9	10	Sub-Total 11=(7+8+9+10)	PS	MOOE	FinEx	CO	Sub-Total 16=(12+13+14+15)	17=(11+16)												19	20	21	23	24	25	26
CASH DISBURSEMENTS	24,083,944.99	1,009,459.20	0.00	3,328,129.98	28,419,534.17	0.00	0.00	0.00	0.00	0.00	0.00	0.00	0.00	0.00	0.00	0.00	28,419,534.17	0.00	0.00	0.00	0.00	24,083,944.99	1,009,459.20	0.00	3,328,129.98	28,419,534.17								
Notice of Cash Allocation (NCA)	24,083,944.99	1,009,459.20	0.00	3,328,129.98	28,419,534.17	0.00	0.00	0.00	0.00	0.00	0.00	0.00	0.00	0.00	0.00	0.00	28,419,534.17	0.00	0.00	0.00	0.00	24,083,944.99	1,009,459.20	0.00	3,328,129.98	28,419,534.17								
MDS Checks Issued	24,083,944.99	1,009,459.20	0.00	3,328,129.98	28,419,534.17	0.00	0.00	0.00	0.00	0.00	0.00	0.00	0.00	0.00	0.00	0.00	28,419,534.17	0.00	0.00	0.00	0.00	24,083,944.99	1,009,459.20	0.00	3,328,129.98	28,419,534.17								
Advice to Debit Account	0.00	0.00	0.00	0.00	0.00	0.00	0.00	0.00	0.00	0.00	0.00	0.00	0.00	0.00	0.00	0.00	0.00	0.00	0.00	0.00	0.00	0.00	0.00	0.00	0.00	0.00	0.00							
Notice of Transfer Allocations (NTA)	0.00	0.00	0.00	0.00	0.00	0.00	0.00	0.00	0.00	0.00	0.00	0.00	0.00	0.00	0.00	0.00	0.00	0.00	0.00	0.00	0.00	0.00	0.00	0.00	0.00	0.00	0.00	0.00						
MDS Checks Issued	0.00	0.00	0.00	0.00	0.00	0.00	0.00	0.00	0.00	0.00	0.00	0.00	0.00	0.00	0.00	0.00	0.00	0.00	0.00	0.00	0.00	0.00	0.00	0.00	0.00	0.00	0.00	0.00						
Advice to Debit Account	0.00	0.00	0.00	0.00	0.00	0.00	0.00	0.00	0.00	0.00	0.00	0.00	0.00	0.00	0.00	0.00	0.00	0.00	0.00	0.00	0.00	0.00	0.00	0.00	0.00	0.00	0.00	0.00						
Working Fund for FAPs	0.00	0.00	0.00	0.00	0.00	0.00	0.00	0.00	0.00	0.00	0.00	0.00	0.00	0.00	0.00	0.00	0.00	0.00	0.00	0.00	0.00	0.00	0.00	0.00	0.00	0.00	0.00	0.00						
Cash Disbursement Ceiling (CDC)	0.00	0.00	0.00	0.00	0.00	0.00	0.00	0.00	0.00	0.00	0.00	0.00	0.00	0.00	0.00	0.00	0.00	0.00	0.00	0.00	0.00	0.00	0.00	0.00	0.00	0.00	0.00	0.00						
TOTAL CASH DISBURSEMENTS	24,083,944.99	1,009,459.20	0.00	3,328,129.98	28,419,534.17	0.00	0.00	0.00	0.00	0.00	0.00	0.00	0.00	0.00	0.00	0.00	28,419,534.17	0.00	0.00	0.00	0.00	24,083,944.99	1,009,459.20	0.00	3,328,129.98	28,419,534.17								
NON-CASH DISBURSEMENTS	1,210,267.23	19,142.74	0.00	221,714.68	1,451,124.65	0.00	0.00	0.00	0.00	0.00	0.00	0.00	0.00	0.00	0.00	0.00	1,451,124.65	0.00	0.00	0.00	0.00	1,210,267.23	19,142.74	0.00	221,714.68	1,451,124.65								
Tax Remittance Advices Issued (TRA)	1,210,267.23	19,142.74	0.00	221,714.68	1,451,124.65	0.00	0.00	0.00	0.00	0.00	0.00	0.00	0.00	0.00	0.00	0.00	1,451,124.65	0.00	0.00	0.00	0.00	1,210,267.23	19,142.74	0.00	221,714.68	1,451,124.65								
Non-Cash Availment Authority (NCAA)	0.00	0.00	0.00	0.00	0.00	0.00	0.00	0.00	0.00	0.00	0.00	0.00	0.00	0.00	0.00	0.00	0.00	0.00	0.00	0.00	0.00	0.00	0.00	0.00	0.00	0.00	0.00	0.00						
Disbursements effected through outright deductions from claims (please specify...)	0.00	0.00	0.00	0.00	0.00	0.00	0.00	0.00	0.00	0.00	0.00	0.00	0.00	0.00	0.00	0.00	0.00	0.00	0.00	0.00	0.00	0.00	0.00	0.00	0.00	0.00	0.00	0.00						
Overpayment of expenses (e.g. personnel benefits)	0.00	0.00	0.00	0.00	0.00	0.00	0.00	0.00	0.00	0.00	0.00	0.00	0.00	0.00	0.00	0.00	0.00	0.00	0.00	0.00	0.00	0.00	0.00	0.00	0.00	0.00	0.00	0.00						
Restitution for loss of government property	0.00	0.00	0.00	0.00	0.00	0.00	0.00	0.00	0.00	0.00	0.00	0.00	0.00	0.00	0.00	0.00	0.00	0.00	0.00	0.00	0.00	0.00	0.00	0.00	0.00	0.00	0.00	0.00						
Liquidated damages and similar claims	0.00	0.00	0.00	0.00	0.00	0.00	0.00	0.00	0.00	0.00	0.00	0.00	0.00	0.00	0.00	0.00	0.00	0.00	0.00	0.00	0.00	0.00	0.00	0.00	0.00	0.00	0.00	0.00						
Others (e.g. TEF, BTR, Docs Stamp, etc.)	0.00	0.00	0.00	0.00	0.00	0.00	0.00	0.00	0.00	0.00	0.00	0.00	0.00	0.00	0.00	0.00	0.00	0.00	0.00	0.00	0.00	0.00	0.00	0.00	0.00	0.00	0.00	0.00						
TOTAL NON-CASH DISBURSEMENTS	1,210,267.23	19,142.74	0.00	221,714.68	1,451,124.65	0.00	0.00	0.00	0.00	0.00	0.00	0.00	0.00	0.00	0.00	0.00	1,451,124.65	0.00	0.00	0.00	0.00	1,210,267.23	19,142.74	0.00	221,714.68	1,451,124.65								
GRAND TOTAL	25,294,212.22	1,028,601.94	0.00	3,549,844.66	29,870,658.82	0.00	0.00	0.00	0.00	0.00	0.00	0.00	0.00	0.00	0.00	0.00	29,870,658.82	0.00	0.00	0.00	0.00	25,294,212.22	1,028,601.94	0.00	3,549,844.66	29,870,658.82								

SUMMARY

Particulars (1)	Previous Report (2)	This Month (3)	As at Date (4)
Total Disbursement Authorities Received	-	86,591,124.85	86,591,124.65
NCA	-	85,140,000.00	85,140,000.00
NTA	-	0.00	-
Working Fund	0.00	0.00	-
TRA	-	1,451,124.65	1,451,124.65
CDC	0.00	0.00	-
NCAA	0.00	0.00	-
Less: Notice of Transfer of Allocations (NTA) issued	0.00	0.00	-
Total Disbursement Authorities Available	-	86,591,124.85	86,591,124.65
Less:	0.00	0.00	-
Lapsed NCA	-	-	-
Disbursements	-	29,870,658.82	29,870,658.82
Less: Other Non-Cash Disbursements	0.00	0.00	-
Disbursements effected through outright deductions from claims	0.00	0.00	-
Overpayment of expenses (e.g. personnel benefits)	0.00	0.00	-
Restitution for loss of government property	0.00	0.00	-
Liquidated damages and similar claims	0.00	0.00	-
Others (e.g. TEF, BTR, Docs Stamp, etc.)	0.00	0.00	-
Add/Less: Adjustments (e.g. cancelled/staled checks)	0.00	0.00	-
Balance of Disbursement Authorities as at date	-	56,720,465.83	56,720,465.83
Total Disbursements Program	-	86,591,124.85	86,591,124.65
Less: *Actual Disbursements	-	29,870,658.82	29,870,658.82
(Over)/Under spending	-	56,720,465.83	56,720,465.83

Notes: * The use of NTA is discouraged
Notes: ** Amounts should tally with the grand total disbursement (column 27).

Certified Correct:

MAURICE ANAVER B. DORDADO, CPA

CHIEF ACCOUNTANT

Date: 4/30/2021

Recommen
ding

RENE BOY A. CATUBIG, CPA

CAO-FINANCE

Date: 4/30/2021

Approved By

JOEL P. LIMSON, Ph. D.

UNIVERSITY PRESIDENT

Date: 4/30/2021

MONTHLY REPORT OF DISBURSEMENTS
For the month of February 2021


Department: State Universities and Colleges (SUCs)
 Agency/Entity: Negros Oriental State University
 Operating Unit: < not applicable >
 Organization Code (UACS): 08 072 0000000
 Fund Cluster: 01 Regular Agency Fund

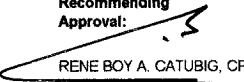
Particulars	Current Year Budget					Prior Year's Budget										SUB-TOTAL	Trust Liabilities					Grand Total					Remarks
	PS	MOOE	FinEx	CO	TOTAL	Prior Year's Accounts Payable					Current Year's Accounts Payable						PS	MOOE	CO	TOTAL	PS	MOOE	FinEx	CO	TOTAL		
						PS	MOOE	FinEx	CO	Sub-Total	PS	MOOE	FinEx	CO	Sub-Total												
1	2	3	4	5	6=(2+3+4+5)	7	8	9	10	11=(7+8+9+10)	12	13	14	15	16=(12+13+14+15)	17=(11+16)	18=(6+17)	19	20	21	22=(19+20+21)	23	24	25	26	27=(23+24+25+26)	28
CASH DISBURSEMENTS	29,185,816.23	1,470,530.40	0.00	1,088,420.51	31,754,787.14	0.00	0.00	0.00	0.00	0.00	0.00	0.00	0.00	0.00	0.00	0.00	31,754,787.14	0.00	0.00	0.00	0.00	29,185,816.23	1,470,530.40	0.00	1,088,420.51	31,754,787.14	
Notice of Cash Allocation (NCA)	29,185,816.23	1,470,530.40	0.00	1,088,420.51	31,754,787.14	0.00	0.00	0.00	0.00	0.00	0.00	0.00	0.00	0.00	0.00	0.00	31,754,787.14	0.00	0.00	0.00	0.00	29,185,816.23	1,470,530.40	0.00	1,088,420.51	31,754,787.14	
MDS Checks issued	29,185,816.23	1,470,530.40	0.00	1,088,420.51	31,754,787.14	0.00	0.00	0.00	0.00	0.00	0.00	0.00	0.00	0.00	0.00	0.00	31,754,787.14	0.00	0.00	0.00	0.00	29,185,816.23	1,470,530.40	0.00	1,088,420.51	31,754,787.14	
Advice to Debit Account	0.00	0.00	0.00	0.00	0.00	0.00	0.00	0.00	0.00	0.00	0.00	0.00	0.00	0.00	0.00	0.00	0.00	0.00	0.00	0.00	0.00	0.00	0.00	0.00	0.00	0.00	0.00
Notice of Transfer Allocations (NTA)	0.00	0.00	0.00	0.00	0.00	0.00	0.00	0.00	0.00	0.00	0.00	0.00	0.00	0.00	0.00	0.00	0.00	0.00	0.00	0.00	0.00	0.00	0.00	0.00	0.00	0.00	0.00
MDS Checks issued	0.00	0.00	0.00	0.00	0.00	0.00	0.00	0.00	0.00	0.00	0.00	0.00	0.00	0.00	0.00	0.00	0.00	0.00	0.00	0.00	0.00	0.00	0.00	0.00	0.00	0.00	0.00
Advice to Debit Account	0.00	0.00	0.00	0.00	0.00	0.00	0.00	0.00	0.00	0.00	0.00	0.00	0.00	0.00	0.00	0.00	0.00	0.00	0.00	0.00	0.00	0.00	0.00	0.00	0.00	0.00	0.00
Working Fund for FAPs	0.00	0.00	0.00	0.00	0.00	0.00	0.00	0.00	0.00	0.00	0.00	0.00	0.00	0.00	0.00	0.00	0.00	0.00	0.00	0.00	0.00	0.00	0.00	0.00	0.00	0.00	0.00
Cash Disbursement Ceiling (CDC)	0.00	0.00	0.00	0.00	0.00	0.00	0.00	0.00	0.00	0.00	0.00	0.00	0.00	0.00	0.00	0.00	0.00	0.00	0.00	0.00	0.00	0.00	0.00	0.00	0.00	0.00	0.00
TOTAL CASH DISBURSEMENTS	29,185,816.23	1,470,530.40	0.00	1,088,420.51	31,754,787.14	0.00	0.00	0.00	0.00	0.00	0.00	0.00	0.00	0.00	0.00	0.00	31,754,787.14	0.00	0.00	0.00	0.00	29,185,816.23	1,470,530.40	0.00	1,088,420.51	31,754,787.14	
NON-CASH DISBURSEMENTS	1,462,879.45	26,639.56	0.00	73,228.04	1,562,747.05	0.00	0.00	0.00	0.00	0.00	0.00	0.00	0.00	0.00	0.00	0.00	1,562,747.05	0.00	0.00	0.00	0.00	1,462,879.45	26,639.56	0.00	73,228.04	1,562,747.05	
Tax Remittance Advices issued (TRA)	1,462,879.45	26,639.56	0.00	73,228.04	1,562,747.05	0.00	0.00	0.00	0.00	0.00	0.00	0.00	0.00	0.00	0.00	0.00	1,562,747.05	0.00	0.00	0.00	0.00	1,462,879.45	26,639.56	0.00	73,228.04	1,562,747.05	
Non-Cash Availment Authority (NCAA)	0.00	0.00	0.00	0.00	0.00	0.00	0.00	0.00	0.00	0.00	0.00	0.00	0.00	0.00	0.00	0.00	0.00	0.00	0.00	0.00	0.00	0.00	0.00	0.00	0.00	0.00	0.00
Disbursements effected through outright deductions from claims (please specify...)	0.00	0.00	0.00	0.00	0.00	0.00	0.00	0.00	0.00	0.00	0.00	0.00	0.00	0.00	0.00	0.00	0.00	0.00	0.00	0.00	0.00	0.00	0.00	0.00	0.00	0.00	0.00
Overpayment of expenses (e.g. personnel benefits)	0.00	0.00	0.00	0.00	0.00	0.00	0.00	0.00	0.00	0.00	0.00	0.00	0.00	0.00	0.00	0.00	0.00	0.00	0.00	0.00	0.00	0.00	0.00	0.00	0.00	0.00	0.00
Restitution for loss of government property	0.00	0.00	0.00	0.00	0.00	0.00	0.00	0.00	0.00	0.00	0.00	0.00	0.00	0.00	0.00	0.00	0.00	0.00	0.00	0.00	0.00	0.00	0.00	0.00	0.00	0.00	0.00
Liquidated damages and similar claims	0.00	0.00	0.00	0.00	0.00	0.00	0.00	0.00	0.00	0.00	0.00	0.00	0.00	0.00	0.00	0.00	0.00	0.00	0.00	0.00	0.00	0.00	0.00	0.00	0.00	0.00	0.00
Others (e.g. TEF, BTR, Doos Stamp, etc.)	0.00	0.00	0.00	0.00	0.00	0.00	0.00	0.00	0.00	0.00	0.00	0.00	0.00	0.00	0.00	0.00	0.00	0.00	0.00	0.00	0.00	0.00	0.00	0.00	0.00	0.00	0.00
TOTAL NON-CASH DISBURSEMENTS	1,462,879.45	26,639.56	0.00	73,228.04	1,562,747.05	0.00	0.00	0.00	0.00	0.00	0.00	0.00	0.00	0.00	0.00	0.00	1,562,747.05	0.00	0.00	0.00	0.00	1,462,879.45	26,639.56	0.00	73,228.04	1,562,747.05	
GRAND TOTAL	30,648,695.68	1,497,169.96	0.00	1,171,648.55	33,317,514.19	0.00	0.00	0.00	0.00	0.00	0.00	0.00	0.00	0.00	0.00	0.00	33,317,514.19	0.00	0.00	0.00	0.00	30,648,695.68	1,497,169.96	0.00	1,171,648.55	33,317,514.19	


SUMMARY

Particulars	Previous Report (2)	This Month (3)	As at Date (4)
Total Disbursement Authorities Received	86,591,124.65	36,425,747.05	123,016,871.70
NCA	85,140,000.00	34,863,000.00	120,003,000.00
NTA	-	0.00	-
Working Fund	0.00	0.00	-
TRA	1,451,124.65	1,562,747.05	3,013,871.70
CDC	0.00	0.00	-
NCAA	0.00	0.00	-
Less: Notice of Transfer of Allocations (NTA)* issued	0.00	0.00	-
Total Disbursement Authorities Available	86,591,124.65	36,425,747.05	123,016,871.70
Less:	0.00	0.00	-
Lapsed NCA	-	150,189.05	150,189.05
Disbursements	29,870,658.82	33,317,514.19	63,188,173.01
Less: Other Non-Cash Disbursements	0.00	0.00	-
Disbursements effected through outright deductions from claims	0.00	0.00	-
Overpayment of expenses (e.g. personnel benefits)	0.00	0.00	-
Restitution for loss of government property	0.00	0.00	-
Liquidated damages and similar claims	0.00	0.00	-
Others (e.g. TEF, BTR, Doos Stamp, etc.)	0.00	0.00	-
Add/Less: Adjustments (e.g. cancelled/stated checks)	0.00	0.00	-
Balance of Disbursement Authorities as at date	56,720,465.83	2,958,043.81	59,678,509.64
Total Disbursements Program	86,591,124.65	36,425,747.05	123,016,871.70
Less: *Actual Disbursements	29,870,658.82	33,317,514.19	63,188,173.01
(Over)/Under spending	56,720,465.83	3,108,232.86	59,628,698.69

Notes: * The use of NTA is discouraged
 Notes: ** Amounts should tally with the grand total disbursement (column 27).

Certified Correct:

 MAURICE ANAVER B. DORDADO, CPA
 CHIEF ACCOUNTANT
 Date: 4/30/2021

Recommending Approval:

 RENE BOY A. CATUBIG, CPA
 CAO-FINANCE
 Date: 4/30/2021

Approved By:

 JOEL P. LIMSON, Ph. D.
 UNIVERSITY PRESIDENT
 Date: #####

