


STATEMENT OF APPROVED BUDGET, UTILIZATIONS, DISBURSEMENTS AND BALANCES


(For Off-Budgetary Funds)


As at the Quarter Ending June 30, 2023


Department : State Universities and Colleges (SUCs)
 Agency/Entity : Negros Oriental State University
 Operating Unit : < not applicable >
 Organization Code (UACS) : 08 072 0000000
 Fund Cluster : 05 - Internally Generated Funds
 (e.g. UACS Fund Cluster: 05-Internally Generated Funds and 06-Business Related Funds)

Particulars	UACS CODE	Approved Budget			Utilizations					Disbursements				Balances			
		Approved Budgeted Revenue	Adjustments (Reductions, Modifications/ Augmentations)	Adjusted Budgeted Revenue	1st Quarter Ending March 31	2nd Quarter Ending June 30	3rd Quarter Ending September 30	4th Quarter Ending December 31	Total	1st Quarter Ending March 31	2nd Quarter Ending June 30	3rd Quarter Ending September 30	4th Quarter Ending December 31	Total	Unutilized Budget	Unpaid Obligations (10-15)=(17+18)	
																Due and Demandable	Not Yet Due and Demandable
1	2	3	4	5=(3+(-4))	6	7	8	9	10=(8+7+6+9)	11	12	13	14	15=(11+12+13+14)	16=(5-10)	17	18
Sub-Total, Operations		521,813,286.91	153,824,155.24	675,437,442.15	13,289,408.98	21,429,661.16	0.00	0.00	34,419,070.12	7,783,620.64	10,332,145.47	0.00	0.00	18,115,766.11	641,018,372.03	70,466.71	16,232,937.30
PS		48,982,841.75	(8,056,936.76)	42,845,804.99	224,448.22	1,274,582.00	0.00	0.00	1,499,028.22	224,448.22	1,274,582.00	0.00	0.00	1,499,028.22	41,346,776.77	0.00	0.00
MOOE		358,142,819.82	45,811,699.75	401,954,519.57	8,896,598.40	15,091,057.86	0.00	0.00	23,988,456.12	7,557,619.22	8,593,097.55	0.00	0.00	16,150,716.77	377,968,063.45	70,466.71	7,787,272.84
FinEx (if Applicable)		0.00	0.00	0.00	0.00	0.00	0.00	0.00	0.00	0.00	0.00	0.00	0.00	0.00	0.00	0.00	0.00
CO		118,587,825.34	114,069,292.25	230,637,117.59	4,168,364.28	4,763,221.50	0.00	0.00	8,931,585.78	1,555.20	484,465.82	0.00	0.00	486,021.12	221,705,531.81	0.00	8,465,584.66
GRAND TOTAL		942,909,530.88	212,083,799.18	1,054,992,336.04	26,660,843.79	34,204,168.53	0.00	0.00	60,864,812.32	15,479,880.22	18,089,676.47	0.00	0.00	33,489,666.69	994,130,623.72	224,831.58	27,147,314.04
PS		59,474,049.72	(5,283,921.76)	53,970,127.96	701,410.91	2,070,484.59	0.00	0.00	2,851,895.50	715,200.53	2,070,484.59	0.00	0.00	2,785,685.12	51,116,222.46	69,216.38	0.00
MOOE		641,588,734.69	68,285,188.28	709,853,922.97	21,309,589.60	28,070,188.81	0.00	0.00	47,379,697.41	14,763,234.49	15,289,964.86	0.00	0.00	39,052,199.45	682,474,225.58	158,621.21	17,168,870.75
FinEx (if Applicable)		0.00	0.00	0.00	0.00	0.00	0.00	0.00	0.00	0.00	0.00	0.00	0.00	0.00	0.00	0.00	0.00
CO		142,185,752.47	148,902,532.64	291,188,285.11	4,569,724.28	6,060,485.13	0.00	0.00	10,630,209.41	1,555.20	680,216.92	0.00	0.00	651,772.12	280,638,075.70	0.00	8,978,437.28

Certified Correct:

 RENE BOY A. CATUBIG, CPA
 Acting - Chief Administrative Officer - Finance
 Date: July 24, 2023 11:35 AM

Certified Correct:

 MAURICE ANAVER S. DORADO, CPA
 University Chief Accountant
 Date: July 24, 2023 11:35 AM

Recommending Approval By:

 JOEL MARJON E. YASI, PSY.D.
 Vice - President for Administration and Finance
 Date:

Approved By:

 JOEL P. LIMSON, PH.D.
 University President
 Date: July 24, 2023 11:39 AM

This report was generated using the Unified Reporting System on July 24, 2023 11:39 AM; Status : SUBMITTED