

SUMMARY OF APPROVED BUDGET, UTILIZATIONS, DISBURSEMENTS AND BALANCES BY OBJECT OF EXPENDITURES
(For Off-Budgetary Funds)
As at the Quarter Ending June 30, 2023

Department : State Universities and Colleges (SUCs)
 Agency/Entity : Negros Oriental State University
 Operating Unit : < not applicable >
 Organization Code (UACS) : 08 072 0000000
 Fund Cluster : 05 - Internally Generated Funds
 (e.g. UACS Fund Cluster; 05-Internally Generated Funds and 06-Business Related Funds)

Particulars	UACS CODE	Approved Budget			Utilizations					Disbursements					Balances		
		Approved Budgeted Revenue	Adjustments (Reductions, Modifications/ Augmentations)	Adjusted Budgeted Revenue	1st Quarter Ending March 31	2nd Quarter Ending June 30	3rd Quarter Ending September 30	4th Quarter Ending December 31	Total	1st Quarter Ending March 31	2nd Quarter Ending June 30	3rd Quarter Ending September 30	4th Quarter Ending December 31	Total	Unutilized Budget	Unpaid Obligations (10-15)=(17+18)	
																5=-(3+(-4))	16=(9-10)
1	2	3	4	5=-(3+(-4))	6	7	8	9	10=(6+7+8+9)	11	12	13	14	15=(11+12+13+14)	16=(9-10)	17	18
SUMMARY																	
A. AGENCY SPECIFIC BUDGET																	
Personnel Services		59,174,049.72	(5,203,921.79)	63,970,127.88	781,410.81	2,070,494.59	0.00	0.00	2,851,905.60	715,200.63	2,070,494.59	0.00	0.00	2,785,695.12	51,118,222.40	68,210.38	0.00
Salaries and Wages	501010000	798,645.98	378,863.73	1,175,512.69	7,589.53	633,203.63	0.00	0.00	640,793.16	7,589.53	633,203.63	0.00	0.00	640,793.16	534,719.63	0.00	0.00
Salaries and Wages - Regular	601010100	770,637.00	0.00	770,637.00	0.00	254,339.90	0.00	0.00	254,339.90	0.00	254,339.90	0.00	0.00	254,339.90	518,297.10	0.00	0.00
Basic Salary - Civilian	601010101	770,637.00	0.00	770,637.00	0.00	254,339.90	0.00	0.00	254,339.90	0.00	254,339.90	0.00	0.00	254,339.90	518,297.10	0.00	0.00
Salaries and Wages - Casual/Contractual	601010200	26,011.96	378,863.73	404,875.69	7,589.53	378,863.73	0.00	0.00	386,453.26	7,589.53	378,863.73	0.00	0.00	386,453.26	18,422.43	0.00	0.00
Salaries and Wages - Casual/Contractual	601010200	26,011.96	378,863.73	404,875.69	7,589.53	378,863.73	0.00	0.00	386,453.26	7,589.53	378,863.73	0.00	0.00	386,453.26	18,422.43	0.00	0.00
Other Compensation	601020000	58,132,959.93	(5,582,785.49)	62,550,183.44	773,821.38	1,437,290.98	0.00	0.00	2,211,112.34	707,611.00	1,437,290.98	0.00	0.00	2,144,901.98	60,339,071.10	68,210.38	0.00
Personal Economic Relief Allowance (PERA)	601020100	52,000.00	0.00	52,000.00	0.00	0.00	0.00	0.00	0.00	0.00	0.00	0.00	0.00	0.00	52,000.00	0.00	0.00
PERA - Civilian	601020101	52,000.00	0.00	52,000.00	0.00	0.00	0.00	0.00	0.00	0.00	0.00	0.00	0.00	0.00	52,000.00	0.00	0.00
Clothing/Uniform Allowance	601020400	30,000.00	0.00	30,000.00	0.00	0.00	0.00	0.00	0.00	0.00	0.00	0.00	0.00	0.00	30,000.00	0.00	0.00
Clothing/Uniform Allowance - Civilian	601020401	30,000.00	0.00	30,000.00	0.00	0.00	0.00	0.00	0.00	0.00	0.00	0.00	0.00	0.00	30,000.00	0.00	0.00
Honoraria	601021000	48,783,549.47	(6,009,468.47)	39,774,081.00	217,050.60	1,072,581.25	0.00	0.00	1,289,631.85	217,050.60	1,072,581.25	0.00	0.00	1,289,631.85	38,484,449.16	0.00	0.00
Honoraria - Civilian	601021001	48,783,549.47	(6,009,468.47)	39,774,081.00	217,050.60	1,072,581.25	0.00	0.00	1,289,631.85	217,050.60	1,072,581.25	0.00	0.00	1,289,631.85	38,484,449.16	0.00	0.00
Hazard Pay (HP)	601021100	100,000.00	0.00	100,000.00	0.00	0.00	0.00	0.00	0.00	0.00	0.00	0.00	0.00	0.00	100,000.00	0.00	0.00
HP - Magna Carta Benefits for Public Health Workers under R.A. 7305	601021105	100,000.00	0.00	100,000.00	0.00	0.00	0.00	0.00	0.00	0.00	0.00	0.00	0.00	0.00	100,000.00	0.00	0.00
Overtime and Night Pay	601021300	11,270,494.14	338,682.93	11,609,167.12	488,770.78	351,959.71	0.00	0.00	820,730.49	402,660.40	351,959.71	0.00	0.00	754,620.11	10,788,436.63	68,210.38	0.00
Overtime Pay	601021301	11,270,494.14	338,682.93	11,609,167.12	488,770.78	351,959.71	0.00	0.00	820,730.49	402,660.40	351,959.71	0.00	0.00	754,620.11	10,788,436.63	68,210.38	0.00
Year End Bonus	601021400	113,935.32	0.00	113,935.32	0.00	0.00	0.00	0.00	0.00	0.00	0.00	0.00	0.00	0.00	113,935.32	0.00	0.00
Bonus - Civilian	601021401	113,935.32	0.00	113,935.32	0.00	0.00	0.00	0.00	0.00	0.00	0.00	0.00	0.00	0.00	113,935.32	0.00	0.00
Mid-Year Bonus - Civilian	601021600	15,000.00	0.00	15,000.00	0.00	0.00	0.00	0.00	0.00	0.00	0.00	0.00	0.00	0.00	15,000.00	0.00	0.00
Mid-Year Bonus - Civilian	601021601	15,000.00	0.00	15,000.00	0.00	0.00	0.00	0.00	0.00	0.00	0.00	0.00	0.00	0.00	15,000.00	0.00	0.00
Other Bonuses and Allowances	601029900	768,000.00	88,000.00	856,000.00	88,000.00	12,750.00	0.00	0.00	100,750.00	88,000.00	12,750.00	0.00	0.00	100,750.00	755,250.00	0.00	0.00
Per Diems - Civilian	601029901	733,000.00	88,000.00	821,000.00	88,000.00	12,750.00	0.00	0.00	100,750.00	88,000.00	12,750.00	0.00	0.00	100,750.00	720,250.00	0.00	0.00
Productivity Enhancement Incentive - Civilian	601029902	5,000.00	0.00	5,000.00	0.00	0.00	0.00	0.00	0.00	0.00	0.00	0.00	0.00	0.00	5,000.00	0.00	0.00
Performance Based Bonus - Civilian	601029904	30,000.00	0.00	30,000.00	0.00	0.00	0.00	0.00	0.00	0.00	0.00	0.00	0.00	0.00	30,000.00	0.00	0.00
Personnel Benefit Contributions	601030000	103,631.83	0.00	103,631.83	0.00	0.00	0.00	0.00	0.00	0.00	0.00	0.00	0.00	0.00	103,631.83	0.00	0.00
Retirement and Life Insurance Premiums	601030100	72,805.84	0.00	72,805.84	0.00	0.00	0.00	0.00	0.00	0.00	0.00	0.00	0.00	0.00	72,805.84	0.00	0.00
Retirement and Life Insurance Premiums	601030100	72,805.84	0.00	72,805.84	0.00	0.00	0.00	0.00	0.00	0.00	0.00	0.00	0.00	0.00	72,805.84	0.00	0.00
Pag-IBIG Contributions	601030200	9,600.00	0.00	9,600.00	0.00	0.00	0.00	0.00	0.00	0.00	0.00	0.00	0.00	0.00	9,600.00	0.00	0.00
Pag-IBIG - Civilian	601030201	9,600.00	0.00	9,600.00	0.00	0.00	0.00	0.00	0.00	0.00	0.00	0.00	0.00	0.00	9,600.00	0.00	0.00
PhilHealth Contributions	601030300	11,625.99	0.00	11,625.99	0.00	0.00	0.00	0.00	0.00	0.00	0.00	0.00	0.00	0.00	11,625.99	0.00	0.00
PhilHealth - Civilian	601030301	11,625.99	0.00	11,625.99	0.00	0.00	0.00	0.00	0.00	0.00	0.00	0.00	0.00	0.00	11,625.99	0.00	0.00
Employees Compensation Insurance Premiums (ECIP)	601030400	9,600.00	0.00	9,600.00	0.00	0.00	0.00	0.00	0.00	0.00	0.00	0.00	0.00	0.00	9,600.00	0.00	0.00
ECIP - Civilian	601030401	9,600.00	0.00	9,600.00	0.00	0.00	0.00	0.00	0.00	0.00	0.00	0.00	0.00	0.00	9,600.00	0.00	0.00
Other Personnel Benefits	601040000	140,800.00	0.00	140,800.00	0.00	0.00	0.00	0.00	0.00	0.00	0.00	0.00	0.00	0.00	140,800.00	0.00	0.00
Other Personnel Benefits	601049900	140,800.00	0.00	140,800.00	0.00	0.00	0.00	0.00	0.00	0.00	0.00	0.00	0.00	0.00	140,800.00	0.00	0.00
Lump-sum for Compensation Adjustment	601049905	10,000.00	0.00	10,000.00	0.00	0.00	0.00	0.00	0.00	0.00	0.00	0.00	0.00	0.00	10,000.00	0.00	0.00
Lump-sum for Step Increments - Length of Service	6010499010	10,000.00	0.00	10,000.00	0.00	0.00	0.00	0.00	0.00	0.00	0.00	0.00	0.00	0.00	10,000.00	0.00	0.00
Other Personnel Benefits	601049909	120,800.00	0.00	120,800.00	0.00	0.00	0.00	0.00	0.00	0.00	0.00	0.00	0.00	0.00	120,800.00	0.00	0.00

SUMMARY OF APPROVED BUDGET, UTILIZATIONS, DISBURSEMENTS AND BALANCES BY OBJECT OF EXPENDITURES
(For Off-Budgetary Funds)
As at the Quarter Ending June 30, 2023

Department : State Universities and Colleges (SUCs)
Agency/Entity : Negros Oriental State University
Operating Unit : < not applicable >
Organization Code (UACS) : 08 072 000000
Fund Cluster : 05 - Internally Generated Funds
 (e.g. UACS Fund Cluster: 05-Internally Generated Funds and 06-Business Related Funds)

Particulars	UACS CODE	Approved Budget			Utilizations					Disbursements					Balances		
		Approved Budgeted Revenue	Adjustments (Reductions, Modifications/Augmentations)	Adjusted Budgeted Revenue	1st Quarter Ending March 31	2nd Quarter Ending June 30	3rd Quarter Ending September 30	4th Quarter Ending December 31	Total	1st Quarter Ending March 31	2nd Quarter Ending June 30	3rd Quarter Ending September 30	4th Quarter Ending December 31	Total	Unutilized Budget	Unpaid Obligations (10-15)=(17+18)	
																Due and Demandable	Not Yet Due and Demandable
1	2	3	4	5=-(3+(-4))	6	7	8	9	10=(8+7+8+9)	11	12	13	14	15=(11+12+13+14)	16=(6-10)	17	18
Security Services	5021203000	17,900.00	0.00	17,900.00	0.00	0.00	0.00	0.00	0.00	0.00	0.00	0.00	0.00	0.00	17,900.00	0.00	0.00
Security Services	5021203000	17,900.00	0.00	17,900.00	0.00	0.00	0.00	0.00	0.00	0.00	0.00	0.00	0.00	0.00	17,900.00	0.00	0.00
Repairs and Maintenance	5021300000	83,098,847.34	20,668,322.15	103,768,169.49	241,493.00	1,143,980.00	0.00	0.00	1,385,473.00	0.00	229,553.00	0.00	0.00	229,553.00	102,382,698.49	0.00	1,155,910.00
Repairs and Maintenance - Infrastructure Assels	5021303000	170,000.00	236,153.00	406,153.00	171,413.00	0.00	0.00	0.00	171,413.00	0.00	169,483.00	0.00	0.00	169,483.00	234,740.00	0.00	1,930.00
Water Supply Systems	5021303004	140,000.00	0.00	140,000.00	0.00	0.00	0.00	0.00	0.00	0.00	0.00	0.00	0.00	0.00	140,000.00	0.00	0.00
Power Supply Systems	5021303005	30,000.00	236,153.00	266,153.00	171,413.00	0.00	0.00	0.00	171,413.00	0.00	169,483.00	0.00	0.00	169,483.00	94,740.00	0.00	1,930.00
Repairs and Maintenance - Buildings and Other Structures	5021304000	72,606,439.74	11,608,521.35	84,116,011.09	0.00	1,118,831.50	0.00	0.00	1,118,831.50	0.00	0.00	0.00	0.00	0.00	82,998,179.59	0.00	1,118,831.50
Buildings	5021304001	15,249,810.40	5,490,558.45	20,740,368.85	0.00	0.00	0.00	0.00	0.00	0.00	0.00	0.00	0.00	0.00	20,740,368.85	0.00	0.00
School Buildings	5021304002	34,922,630.69	6,011,783.64	40,934,414.23	0.00	620,831.50	0.00	0.00	620,831.50	0.00	0.00	0.00	0.00	0.00	40,313,582.73	0.00	620,831.50
Other Structures	5021304099	22,334,048.75	106,179.25	22,440,228.00	0.00	498,000.00	0.00	0.00	498,000.00	0.00	0.00	0.00	0.00	0.00	21,942,228.00	0.00	498,000.00
Repairs and Maintenance - Machinery and Equipment	5021305000	2,524,305.00	2,960,647.80	5,484,952.80	70,080.00	26,148.50	0.00	0.00	96,228.50	0.00	60,080.00	0.00	0.00	60,080.00	5,399,724.30	0.00	35,148.50
Office Equipment	5021305002	480,658.00	170,000.00	650,658.00	0.00	20,250.00	0.00	0.00	20,250.00	0.00	0.00	0.00	0.00	0.00	630,405.00	0.00	20,250.00
Information and Communication Technology Equipment	5021305003	679,100.00	763,050.80	1,432,150.80	0.00	0.00	0.00	0.00	0.00	0.00	0.00	0.00	0.00	0.00	1,432,150.80	0.00	0.00
Agricultural and Forestry Equipment	5021305004	200,000.00	0.00	200,000.00	0.00	0.00	0.00	0.00	0.00	0.00	0.00	0.00	0.00	0.00	200,000.00	0.00	0.00
Printing Equipment	5021305012	55,000.00	153,347.00	218,347.00	70,080.00	0.00	0.00	0.00	70,080.00	0.00	60,080.00	0.00	0.00	60,080.00	148,267.00	0.00	10,000.00
Technical and Scientific Equipment	5021306014	15,750.00	(15,750.00)	0.00	0.00	0.00	0.00	0.00	0.00	0.00	0.00	0.00	0.00	0.00	0.00	0.00	0.00
Other Machinery and Equipment	5021305099	1,083,800.00	1,900,000.00	2,983,800.00	0.00	4,898.50	0.00	0.00	4,898.50	0.00	0.00	0.00	0.00	0.00	2,978,901.50	0.00	4,898.50
Repairs and Maintenance - Transportation Equipment	5021306000	2,095,452.00	320,000.00	2,415,452.00	0.00	0.00	0.00	0.00	0.00	0.00	0.00	0.00	0.00	0.00	2,415,452.00	0.00	0.00
Motor Vehicles	5021306001	2,095,452.00	320,000.00	2,415,452.00	0.00	0.00	0.00	0.00	0.00	0.00	0.00	0.00	0.00	0.00	2,415,452.00	0.00	0.00
Repairs and Maintenance - Furniture and Fixtures	5021307000	2,500.00	0.00	2,500.00	0.00	0.00	0.00	0.00	0.00	0.00	0.00	0.00	0.00	0.00	2,500.00	0.00	0.00
Repairs and Maintenance - Furniture and Fixtures	5021307000	2,500.00	0.00	2,500.00	0.00	0.00	0.00	0.00	0.00	0.00	0.00	0.00	0.00	0.00	2,500.00	0.00	0.00
Repairs and Maintenance - Semi-Expendable Machinery and Equipment	5021321000	263,390.60	0.00	263,390.60	0.00	0.00	0.00	0.00	0.00	0.00	0.00	0.00	0.00	0.00	263,390.60	0.00	0.00
Office Equipment	5021321002	140,740.60	0.00	140,740.60	0.00	0.00	0.00	0.00	0.00	0.00	0.00	0.00	0.00	0.00	140,740.60	0.00	0.00
Information and Communications Technology Equipment	5021321003	6,000.00	0.00	6,000.00	0.00	0.00	0.00	0.00	0.00	0.00	0.00	0.00	0.00	0.00	6,000.00	0.00	0.00
Communications Equipment	5021321007	40,000.00	0.00	40,000.00	0.00	0.00	0.00	0.00	0.00	0.00	0.00	0.00	0.00	0.00	40,000.00	0.00	0.00
Technical and Scientific Equipment	5021321013	77,650.00	0.00	77,650.00	0.00	0.00	0.00	0.00	0.00	0.00	0.00	0.00	0.00	0.00	77,650.00	0.00	0.00
Repairs and Maintenance - Semi-Expendable Furniture, Fixtures and Books	5021322000	187,810.00	(7,000.00)	180,810.00	0.00	0.00	0.00	0.00	0.00	0.00	0.00	0.00	0.00	0.00	180,810.00	0.00	0.00
Furniture and Fixtures	5021322001	187,810.00	(7,000.00)	180,810.00	0.00	0.00	0.00	0.00	0.00	0.00	0.00	0.00	0.00	0.00	180,810.00	0.00	0.00
Repairs and Maintenance - Other Property, Plant and Equipment	5021399000	5,349,900.00	5,550,000.00	10,899,900.00	0.00	0.00	0.00	0.00	0.00	0.00	0.00	0.00	0.00	0.00	10,899,900.00	0.00	0.00
Other Property, Plant and Equipment	5021399099	5,349,900.00	5,550,000.00	10,899,900.00	0.00	0.00	0.00	0.00	0.00	0.00	0.00	0.00	0.00	0.00	10,899,900.00	0.00	0.00
Taxes, Insurance Premiums and Other Fees	5021500000	7,666,560.34	600,000.00	8,066,560.34	35,929.08	59,584.34	0.00	0.00	95,513.42	35,929.08	23,436.34	0.00	0.00	59,365.42	7,971,046.62	0.00	36,148.00
Taxes, Duties and Licenses	5021501000	475,502.00	0.00	475,502.00	5,845.00	42,339.40	0.00	0.00	48,184.40	5,845.00	6,191.40	0.00	0.00	12,038.40	427,317.60	0.00	36,148.00
Taxes, Duties and Licenses	5021501001	475,502.00	0.00	475,502.00	5,845.00	42,339.40	0.00	0.00	48,184.40	5,845.00	6,191.40	0.00	0.00	12,038.40	427,317.60	0.00	36,148.00
Fidelity Bond Premiums	5021502000	45,500.00	0.00	45,500.00	0.00	0.00	0.00	0.00	0.00	0.00	0.00	0.00	0.00	0.00	45,500.00	0.00	0.00
Fidelity Bond Premiums	5021502000	45,500.00	0.00	45,500.00	0.00	0.00	0.00	0.00	0.00	0.00	0.00	0.00	0.00	0.00	45,500.00	0.00	0.00
Insurance Expenses	5021503000	7,045,558.34	600,000.00	7,645,558.34	30,084.08	17,244.94	0.00	0.00	47,329.02	30,084.08	17,244.94	0.00	0.00	47,329.02	7,498,229.32	0.00	0.00
Insurance Expenses	5021503000	7,045,558.34	600,000.00	7,645,558.34	30,084.08	17,244.94	0.00	0.00	47,329.02	30,084.08	17,244.94	0.00	0.00	47,329.02	7,498,229.32	0.00	0.00
Labor and Wages	5021600000	103,804,319.68	2,701,400.95	106,505,720.63	6,353,481.59	4,983,790.02	0.00	0.00	11,337,271.61	6,171,026.51	4,981,523.51	0.00	0.00	11,152,550.02	95,168,449.02	13,687.50	171,034.09
Labor and Wages	5021601000	103,804,319.68	2,701,400.95	106,505,720.63	6,353,481.59	4,983,790.02	0.00	0.00	11,337,271.61	6,171,026.51	4,981,523.51	0.00	0.00	11,152,550.02	95,168,449.02	13,687.50	171,034.09
Labor and Wages	5021601000	103,804,319.68	2,701,400.95	106,505,720.63	6,353,481.59	4,983,790.02	0.00	0.00	11,337,271.61	6,171,026.51	4,981,523.51	0.00	0.00	11,152,550.02	95,168,449.02	13,687.50	171,034.09

SUMMARY OF APPROVED BUDGET, UTILIZATIONS, DISBURSEMENTS AND BALANCES BY OBJECT OF EXPENDITURES

(For Off-Budgetary Funds)

As at the Quarter Ending June 30, 2023


Department : State Universities and Colleges (SUCs)
 Agency/Entity : Negros Oriental State University
 Operating Unit : < not applicable >
 Organization Code (UACS) : 08 072 000000
 Fund Cluster : 06 - Internally Generated Funds
 (e.g. UACS Fund Cluster: 06-Internally Generated Funds and 06-Business Related Funds)


Particulars	UACS CODE	Approved Budget			Utilizations					Disbursements					Balances		
		Approved Budgeted Revenue	Adjustments (Reductions, Modifications/Augmentations)	Adjusted Budgeted Revenue	1st Quarter Ending March 31	2nd Quarter Ending June 30	3rd Quarter Ending September 30	4th Quarter Ending December 31	Total	1st Quarter Ending March 31	2nd Quarter Ending June 30	3rd Quarter Ending September 30	4th Quarter Ending December 31	Total	Utilized Budget	Unpaid Obligations (10-15)=(17+18)	
		3	4	5=(3+(-)/4)	6	7	8	9	10=(6+7+8+9)	11	12	13	14	15=(11+12+13+14)	16=(6-10)	17	18
Other Maintenance and Operating Expenses	5029900000	138,042,620.22	(1,045,779.95)	136,996,840.27	2,079,352.18	3,778,046.87	0.00	0.00	6,857,398.05	408,274.18	834,486.87	0.00	0.00	1,242,761.05	131,139,442.22	73,299.00	4,641,338.00
Advertising Expenses	5029901000	254,000.80	0.00	254,000.80	0.00	0.00	0.00	0.00	0.00	0.00	0.00	0.00	0.00	0.00	254,000.80	0.00	0.00
Printing and Publication Expenses	5029902000	17,090,021.94	(31,852.20)	17,058,169.74	166,000.00	1,413,245.00	0.00	0.00	1,569,245.00	0.00	2,900.00	0.00	0.00	2,900.00	16,488,924.74	0.00	1,666,345.00
Representation Expenses	5029903000	63,320,285.21	4,579,042.00	67,899,307.21	660,107.00	996,185.00	0.00	0.00	1,656,292.00	405,679.00	606,880.00	0.00	0.00	912,459.00	66,343,015.21	0.00	643,833.00
Transportation and Delivery Expenses	5029904000	3,389,649.81	5,000.00	3,394,649.81	0.00	16,409.24	0.00	0.00	16,409.24	0.00	16,409.24	0.00	0.00	16,409.24	3,378,240.57	0.00	0.00
Rent/Lease Expenses	5029905000	589,900.00	45,000.00	634,900.00	12,100.00	45,000.00	0.00	0.00	57,100.00	0.00	9,000.00	0.00	0.00	9,000.00	577,800.00	0.00	48,100.00
Rents - Building and Structures	5029905001	308,000.00	9,000.00	316,000.00	0.00	9,000.00	0.00	0.00	9,000.00	0.00	9,000.00	0.00	0.00	9,000.00	306,000.00	0.00	0.00
Rents - Motor Vehicles	5029905003	184,400.00	0.00	184,400.00	12,100.00	0.00	0.00	0.00	12,100.00	0.00	0.00	0.00	0.00	0.00	172,300.00	0.00	12,100.00
Rents - Equipment	5029905004	93,600.00	36,000.00	129,600.00	0.00	36,000.00	0.00	0.00	36,000.00	0.00	0.00	0.00	0.00	0.00	93,600.00	0.00	36,000.00
Rents - ICT Machinery and Equipment	5029905008	6,000.00	0.00	6,000.00	0.00	0.00	0.00	0.00	0.00	0.00	0.00	0.00	0.00	0.00	6,000.00	0.00	0.00
Membership Dues and Contributions to Organizations	5029906000	2,912,750.00	1,000.00	2,913,750.00	261,400.00	0.00	0.00	0.00	261,400.00	1,000.00	260,400.00	0.00	0.00	261,400.00	2,652,350.00	0.00	0.00
Subscription Expenses	5029907000	18,164,811.26	(919,200.00)	16,245,611.26	1,001,695.18	1,040,820.00	0.00	0.00	2,042,615.18	1,695.18	0.00	0.00	0.00	1,695.18	13,203,096.08	0.00	2,040,820.00
ICT Software Subscription	5029907001	960,420.00	0.00	960,420.00	0.00	0.00	0.00	0.00	0.00	0.00	0.00	0.00	0.00	0.00	960,420.00	0.00	0.00
Library and Other Reading Materials Subscription Expenses	5029907004	11,344,267.16	(1,000,000.00)	10,344,267.16	1,000,000.00	0.00	0.00	0.00	1,000,000.00	0.00	0.00	0.00	0.00	0.00	9,344,267.16	0.00	1,000,000.00
Other Subscription Expenses	5029907009	3,860,124.10	70,800.00	3,930,924.10	1,695.18	1,040,820.00	0.00	0.00	1,042,615.18	1,695.18	0.00	0.00	0.00	1,695.18	2,888,408.92	0.00	1,040,820.00
Website Maintenance	5029999001	192,000.00	0.00	192,000.00	0.00	0.00	0.00	0.00	0.00	0.00	0.00	0.00	0.00	0.00	192,000.00	0.00	0.00
Other Maintenance and Operating Expenses	5029999009	44,129,221.20	(4,724,769.76)	39,404,451.45	88,050.00	266,386.63	0.00	0.00	354,436.63	0.00	38,897.63	0.00	0.00	38,897.63	39,050,014.82	73,299.00	242,240.00
Capital Outlays	5060400000	142,185,752.47	149,002,632.64	291,188,285.11	4,569,724.28	8,080,488.13	0.00	0.00	10,830,209.41	1,555.20	650,248.82	0.00	0.00	651,772.12	280,538,078.70	0.00	9,978,437.29
Property, Plant and Equipment Outlay	5060400000	140,709,011.67	147,244,632.64	287,953,644.31	4,568,169.08	6,046,629.13	0.00	0.00	10,614,798.21	0.00	636,360.92	0.00	0.00	636,360.92	277,338,746.10	0.00	9,978,437.29
Land Outlay	5060401000	0.00	15,500,000.00	15,500,000.00	0.00	0.00	0.00	0.00	0.00	0.00	0.00	0.00	0.00	0.00	15,500,000.00	0.00	0.00
Land	5060401001	0.00	15,500,000.00	15,500,000.00	0.00	0.00	0.00	0.00	0.00	0.00	0.00	0.00	0.00	0.00	15,500,000.00	0.00	0.00
Infrastructure Outlay	5060403000	9,599,420.27	9,050,000.00	18,649,420.27	210,550.00	0.00	0.00	0.00	210,550.00	0.00	0.00	0.00	0.00	0.00	18,438,870.27	0.00	210,550.00
Road Networks	5060403001	4,314,419.27	3,000,000.00	7,314,419.27	0.00	0.00	0.00	0.00	0.00	0.00	0.00	0.00	0.00	0.00	7,314,419.27	0.00	0.00
Water Supply Systems	5060403004	2,835,001.00	300,000.00	3,135,001.00	0.00	0.00	0.00	0.00	0.00	0.00	0.00	0.00	0.00	0.00	3,135,001.00	0.00	0.00
Power Supply Systems	5060403005	2,460,000.00	6,750,000.00	8,200,000.00	210,550.00	0.00	0.00	0.00	210,550.00	0.00	0.00	0.00	0.00	0.00	7,989,450.00	0.00	210,550.00
Buildings and Other Structures	5060404000	63,168,924.08	75,352,893.06	138,521,817.14	2,921,191.08	4,325,758.13	0.00	0.00	7,246,949.21	0.00	450,609.92	0.00	0.00	450,609.92	131,272,887.93	0.00	6,796,339.29
Buildings	5060404001	9,529,783.68	16,731,228.00	26,261,011.68	177,217.00	292,021.63	0.00	0.00	469,238.63	0.00	152,867.00	0.00	0.00	152,867.00	25,791,773.05	0.00	316,371.63
School Buildings	5060404002	41,631,723.46	59,712,380.40	101,344,103.86	769,021.31	322,781.00	0.00	0.00	1,081,802.31	0.00	0.00	0.00	0.00	0.00	91,262,301.54	0.00	1,081,802.31
Hostels and Dormitories	5060404006	0.00	3,000,000.00	3,000,000.00	0.00	0.00	0.00	0.00	0.00	0.00	0.00	0.00	0.00	0.00	3,000,000.00	0.00	0.00
Other Structures	5060404009	12,005,416.95	4,809,284.66	16,914,701.61	1,984,952.77	3,716,955.60	0.00	0.00	5,699,908.27	0.00	297,742.92	0.00	0.00	297,742.92	11,218,793.34	0.00	5,388,165.35
Machinery and Equipment Outlay	5060405000	46,176,819.52	39,473,479.19	85,650,298.71	1,324,468.00	1,113,314.00	0.00	0.00	2,437,782.00	0.00	114,700.00	0.00	0.00	114,700.00	83,211,516.71	0.00	2,323,082.00
Office Equipment	5060405002	3,199,548.60	5,195,330.94	8,394,879.54	89,950.00	46,800.00	0.00	0.00	136,750.00	0.00	0.00	0.00	0.00	0.00	5,059,680.94	0.00	136,750.00
Information and Communication Technology Equipment	5060405003	24,402,847.42	8,669,576.00	33,072,423.42	718,490.00	434,299.00	0.00	0.00	1,152,789.00	0.00	0.00	0.00	0.00	0.00	31,919,434.42	0.00	1,152,789.00
Agricultural and Forestry Equipment	5060405004	84,371.00	290,629.00	375,000.00	0.00	0.00	0.00	0.00	0.00	0.00	0.00	0.00	0.00	0.00	375,000.00	0.00	0.00
Marine and Fishery Equipment	5060405005	360,000.00	0.00	360,000.00	0.00	0.00	0.00	0.00	0.00	0.00	0.00	0.00	0.00	0.00	360,000.00	0.00	0.00
Communication Equipment	5060405007	60,000.00	120,000.00	180,000.00	0.00	49,950.00	0.00	0.00	49,950.00	0.00	0.00	0.00	0.00	0.00	130,050.00	0.00	49,950.00


SUMMARY OF APPROVED BUDGET, UTILIZATIONS, DISBURSEMENTS AND BALANCES BY OBJECT OF EXPENDITURES
(For Off-Budgetary Funds)
As at the Quarter Ending June 30, 2023


Department : State Universities and Colleges (SUCs)
 Agency/Entity : Negros Oriental State University
 Operating Unit : < not applicable >
 Organization Code (UACS) : 08 072 0000000
 Fund Cluster : 05 - Internally Generated Funds
 (e.g. UACS Fund Cluster: 05-Internally Generated Funds and 06-Business Related Funds)

Particulars	UACS CODE	Approved Budget			Utilizations					Disbursements					Balances		
		Approved Budgeted Revenue	Adjustments (Reductions, Modifications/Augmentations)	Adjusted Budgeted Revenue	1st Quarter Ending March 31	2nd Quarter Ending June 30	3rd Quarter Ending September 30	4th Quarter Ending December 31	Total	1st Quarter Ending March 31	2nd Quarter Ending June 30	3rd Quarter Ending September 30	4th Quarter Ending December 31	Total	Unutilized Budget	Unpaid Obligations (10-15)=(17+18)	
																Due and Demandable	Not Yet Due and Demandable
1	2	3	4	5=(3+(-4))	6	7	8	9	10=(6+7+8+9)	11	12	13	14	15=(11+12+13+14)	16=(5-10)	17	18
Disaster Response and Rescue Equipment	5060405009	85,000.00	597,385.00	682,385.00	0.00	109,885.00	0.00	0.00	109,885.00	0.00	0.00	0.00	0.00	0.00	572,500.00	0.00	109,885.00
Military, Police and Security Equipment	5060405010	623,000.00	0.00	623,000.00	0.00	0.00	0.00	0.00	0.00	0.00	0.00	0.00	0.00	0.00	623,000.00	0.00	0.00
Medical Equipment	5060405011	555,343.90	0.00	555,343.90	0.00	0.00	0.00	0.00	0.00	0.00	0.00	0.00	0.00	0.00	555,343.90	0.00	0.00
Printing Equipment	5060405012	922,150.00	1,415,000.00	2,337,150.00	183,098.00	49,000.00	0.00	0.00	242,098.00	0.00	85,400.00	0.00	0.00	85,400.00	2,095,052.00	0.00	166,698.00
Sports Equipment	5060405013	2,304,040.00	0.00	2,304,040.00	242,930.00	314,080.00	0.00	0.00	557,010.00	0.00	0.00	0.00	0.00	0.00	1,747,030.00	0.00	557,010.00
Technical and Scientific Equipment	5060405014	6,639,763.90	16,711,021.85	23,350,785.45	81,000.00	0.00	0.00	0.00	81,000.00	0.00	0.00	0.00	0.00	0.00	23,269,785.45	0.00	81,000.00
ICT Software	5060405015	847,200.00	1,104,720.00	1,751,920.00	0.00	0.00	0.00	0.00	0.00	0.00	0.00	0.00	0.00	0.00	1,751,920.00	0.00	0.00
Other Machinery and Equipment	5060405099	6,292,795.00	8,669,365.00	14,862,120.00	0.00	109,300.00	0.00	0.00	109,300.00	0.00	29,300.00	0.00	0.00	29,300.00	14,752,820.00	0.00	80,000.00
Transportation Equipment Outlay	5060406000	5,050,000.00	5,400,000.00	10,450,000.00	0.00	0.00	0.00	0.00	0.00	0.00	0.00	0.00	0.00	0.00	10,450,000.00	0.00	0.00
Motor Vehicles	5060406001	4,150,000.00	5,400,000.00	9,550,000.00	0.00	0.00	0.00	0.00	0.00	0.00	0.00	0.00	0.00	0.00	9,550,000.00	0.00	0.00
Watercrafts	5060406004	900,000.00	0.00	900,000.00	0.00	0.00	0.00	0.00	0.00	0.00	0.00	0.00	0.00	0.00	900,000.00	0.00	0.00
Furniture, Fixtures and Books Outlay	5060407000	7,606,693.70	929,677.00	8,436,270.70	111,960.00	607,557.00	0.00	0.00	719,517.00	0.00	71,051.00	0.00	0.00	71,051.00	7,716,763.70	0.00	648,466.00
Furniture and Fixtures	5060407001	6,318,337.70	1,517,897.00	7,836,224.70	111,960.00	607,557.00	0.00	0.00	719,517.00	0.00	71,051.00	0.00	0.00	71,051.00	7,116,707.70	0.00	648,466.00
Books	5060407002	1,188,256.00	(588,210.00)	600,046.00	0.00	0.00	0.00	0.00	0.00	0.00	0.00	0.00	0.00	0.00	600,046.00	0.00	0.00
Other Property Plant and Equipment Outlay	5060409000	9,210,254.10	1,538,483.39	10,748,737.49	0.00	0.00	0.00	0.00	0.00	0.00	0.00	0.00	0.00	0.00	10,748,737.49	0.00	0.00
Other Property, Plant and Equipment	5060409099	9,210,254.10	1,538,483.39	10,748,737.49	0.00	0.00	0.00	0.00	0.00	0.00	0.00	0.00	0.00	0.00	10,748,737.49	0.00	0.00
Biological Assets Outlay	5060500000	410,000.00	1,000,000.00	1,410,000.00	0.00	0.00	0.00	0.00	0.00	0.00	0.00	0.00	0.00	0.00	1,410,000.00	0.00	0.00
Besler Biological Assets Outlay	5060501000	410,000.00	1,000,000.00	1,410,000.00	0.00	0.00	0.00	0.00	0.00	0.00	0.00	0.00	0.00	0.00	1,410,000.00	0.00	0.00
Livestock	5060501002	410,000.00	0.00	410,000.00	0.00	0.00	0.00	0.00	0.00	0.00	0.00	0.00	0.00	0.00	410,000.00	0.00	0.00
Aquaculture	5060501004	0.00	1,000,000.00	1,000,000.00	0.00	0.00	0.00	0.00	0.00	0.00	0.00	0.00	0.00	0.00	1,000,000.00	0.00	0.00
Intangible Assets Outlay	5060600000	1,048,740.80	758,000.00	1,804,740.80	1,555.20	13,856.00	0.00	0.00	15,411.20	1,555.20	13,856.00	0.00	0.00	15,411.20	1,789,329.60	0.00	0.00
Patents/Copyrights	5060601000	361,940.80	268,000.00	619,940.80	1,555.20	13,856.00	0.00	0.00	15,411.20	1,555.20	13,856.00	0.00	0.00	15,411.20	604,529.60	0.00	0.00
Patents/Copyrights	5060601000	361,940.80	268,000.00	619,940.80	1,555.20	13,856.00	0.00	0.00	15,411.20	1,555.20	13,856.00	0.00	0.00	15,411.20	604,529.60	0.00	0.00
Computer Software	5060602000	684,800.00	500,000.00	1,184,800.00	0.00	0.00	0.00	0.00	0.00	0.00	0.00	0.00	0.00	0.00	1,184,800.00	0.00	0.00
Computer Software	5060602000	684,800.00	500,000.00	1,184,800.00	0.00	0.00	0.00	0.00	0.00	0.00	0.00	0.00	0.00	0.00	1,184,800.00	0.00	0.00
GRAND TOTAL		842,898,538.88	212,093,799.18	1,054,992,338.04	28,880,643.79	34,201,168.53	0.00	0.00	80,981,812.32	15,478,890.22	18,008,676.47	0.00	0.00	33,489,666.68	994,130,523.72	224,831.58	27,147,314.04

Certified Correct:

 RENE BOY A. CATUBIG, CPA
 Acting - Chief Administrative Officer - Finance
 Date: July 24, 2023 11:35 AM

Certified Correct:

 MAURICE ANAVER B. DORDADO, CPA
 University Chief Accountant
 Date: July 24, 2023 11:35 AM

Recommending Approval By:

 NOEL MARJON E. YASI, PSY.D.
 Vice - President for Administration and Finance
 Date: July 24, 2023 11:35 AM

Approved By:

 JOEL P. JIMSON, PH.D.
 University President
 Date: July 24, 2023 11:39 AM