

MONTHLY REPORT OF DISBURSEMENTS
For the month of March, 2015

Department : State Universities and Colleges
 Agency : NEGROS ORIENTAL STATE UNIVERSITY (NORSU) SYSTEM
 Operating Unit : _____
 Organization Code (UACS) : 08 072 00 00000
 Funding Source Code (as clustered): _____
 (e.g. Old Fund Code: 101,102, 151)


PARTICULARS	CURRENT YEAR BUDGET					PRIOR YEAR'S BUDGET										SUB-TOTAL	TRUST LIABILITIES				GRAND TOTAL					Remarks	
	PS	MOOE	Fin. Exp	CO	TOTAL	PRIOR YEAR'S ACCOUNTS PAYABLE					CURRENT YEAR'S ACCOUNTS PAYABLE						TOTAL	PS	MOOE	CO	TOTAL	PS	MOOE	Fin. Exp	CO		TOTAL
						PS	MOOE	Fin. Exp	CO	Sub-Total	PS	MOOE	Fin. Exp	CO	Sub-Total												
1	2	3	4	5	6= (2+3+4+5)	7	8	9	10	11= (7+8+9+10)	12	13	14	15	16= (12+13+14+15)	17=(11+16)	18=(6+17)	19	20	21	22= (19+20+21)	23	24	25	26	27= (23+24+25+26)	28
Notice of Cash Allocation (NCA) MDS Checks Issued Advice to Debit Account	-	-	-	-	15,388,387.35	980,000.00	-	-	-	980,000.00	-	-	-	-	-	980,000.00	16,368,387.35	-	-	-	-	11,069,152.67	5,299,234.68	-	-	16,368,387.35	e.g. Reasons for over or under spending and the catch-up plan
Working Fund (NCA issued to BTr)	-	-	-	-	-	-	-	-	-	-	-	-	-	-	-	-	-	-	-	-	-	-	-	-	-	-	-
Tax Remittance Advices Issued (TRA)	838,479.47	35,628.33	-	-	874,107.80	-	-	-	-	-	-	-	-	-	-	-	874,107.80	-	-	-	-	838,479.47	35,628.33	-	-	874,107.80	-
Cash Disbursement Ceiling (CDC)	-	-	-	-	-	-	-	-	-	-	-	-	-	-	-	-	-	-	-	-	-	-	-	-	-	-	-
Non-Cash Availment Authority (NCAA)	-	-	-	-	-	-	-	-	-	-	-	-	-	-	-	-	-	-	-	-	-	-	-	-	-	-	-
Others (CDT, BTr Docs Stamp, etc.)	-	-	-	-	-	-	-	-	-	-	-	-	-	-	-	-	-	-	-	-	-	-	-	-	-	-	-
TOTAL	11,907,632.14	4,354,863.01	#	#	16,262,495.15	-	980,000.00	-	-	980,000.00	-	-	-	-	-	980,000.00	17,242,495.15	-	-	-	-	11,907,632.14	5,334,863.01	-	-	17,242,495.15	


SUMMARY:

	Previous Report-	This month	As of Date
Total Disbursement Authorities Received	35,853,358.71	21,028,107.80	56,881,466.51
NCA	33,636,000.00	20,154,000.00	53,790,000.00
Working Fund	-	-	-
TRA	2,217,358.71	874,107.80	3,091,466.51
CDC	-	-	-
NCAA	-	-	-
Others (CDT, BTr Docs Stamp, etc.)	-	-	-
Less: Notice of Transfer Allocations (NTA)* issued	-	-	-
Total Disbursements Authorities Available	35,853,358.71	21,028,107.80	56,881,466.51
Less: Lapsed NCA	-	14,828,336.68	14,828,336.68
Disbursements *	24,810,634.68	17,242,495.15	42,053,129.83
Balance of Disbursements Authorities as of to date	11,042,724.03	(11,042,724.03)	-

	Previous Report	This month	As of Date
Total Disbursements Program	35,853,358.71	21,028,107.80	56,881,466.51
Less: * Actual Disbursements (Over)/Under spending	24,810,634.68	17,242,495.15	42,053,129.83
	11,042,724.03	3,785,612.65	14,828,336.68

Notes: The use of NTA is discouraged
* Amounts should tally

Certified Correct:

MERLYN A. ROMANO, CPA
 Acting Chief Accountant
 Date: April 18, 2015

Approved By:

PETER T. DAYOT, Ed. D.
 OIC, Office of the President
 Date: April 16, 2015

MONTHLY REPORT OF DISBURSEMENTS
For the month of February, 2015

Department : State Universities and Colleges
 Agency : NEGROS ORIENTAL STATE UNIVERSITY (NORSU) SYSTEM
 Operating Unit : _____
 Organization Code (UACS) : 08 072 00 00000
 Funding Source Code (as clustered): _____
 (e.g. Old Fund Code: 101,102, 151)

PARTICULARS	CURRENT YEAR BUDGET					PRIOR YEAR'S BUDGET										SUB-TOTAL	TRUST LIABILITIES				GRAND TOTAL					Remarks		
	PS	MOOE	Fin. Exp	CO	TOTAL	PRIOR YEAR'S ACCOUNTS PAYABLE					CURRENT YEAR'S ACCOUNTS PAYABLE						TOTAL	PS	MOOE	CO	TOTAL	PS	MOOE	Fin. Exp	CO		TOTAL	
						PS	MOOE	Fin. Exp	CO	Sub-Total	PS	MOOE	Fin. Exp	CO	Sub-Total													PS
1	2	3	4	5	6= (2+3+4+5)	7	8	9	10	11= (7+8+9+10)	12	13	14	15	16= (12+13+14+15)	17=(11+16)	18=(6+17)	19	20	21	22= (19+20+21)	23	24	25	26	27= (23+24+25+26)	28	
Notice of Cash Allocation (NCA)																												
MDS Checks Issued	9,392,679.47	1,576,454.08			10,969,133.55		980,000.00			980,000.00						980,000.00	11,949,133.55				-	9,392,679.47	2,556,454.08			11,949,133.55	e.g. Reasons for over or under spending and the catch-up plan	
Advice to Debit Account					-					-						-	-				-	-	-			-		
Working Fund (NCA issued to BTr)					-					-						-	-				-	-	-			-		
Tax Remittance Advices Issued (TRA)	1,081,382.93	36,905.02			1,118,287.95					-						-	1,118,287.95				-	1,081,382.93	36,905.02			1,118,287.95		
Cash Disbursement Ceiling (CDC)					-					-						-	-				-	-	-			-		
Non-Cash Availment Authority (NCAA)					-					-						-	-				-	-	-			-		
Others (CDT, BTr Docs Stamp, etc.)					-					-						-	-				-	-	-			-		
TOTAL	10,474,062.40	1,613,359.10	#	#	12,087,421.50	-	980,000.00	-	-	980,000.00	-	-	-	-	-	980,000.00	13,067,421.50	-	-	-	-	10,474,062.40	2,593,359.10	-	-	13,067,421.50		


SUMMARY:

	Previous Report-	This month	As of Date
Total Disbursement Authorities Received	17,423,070.76	18,430,287.95	35,853,358.71
NCA	16,324,000.00	17,312,000.00	33,636,000.00
Working Fund			-
TRA	1,099,070.76	1,118,287.95	2,217,358.71
CDC			-
NCAA			-
Others (CDT, BTr Docs Stamp, etc.)			-
Less: Notice of Transfer Allocations (NTA)* issued	-	-	-
Total Disbursements Authorities Available	17,423,070.76	18,430,287.95	35,853,358.71
Less: Lapsed NCA			-
Disbursements *	11,743,213.18	13,067,421.50	24,810,634.68
Balance of Disbursements Authorities as of to date	5,679,857.58	5,362,866.45	11,042,724.03


	Previous Report	This month	As of Date
Total Disbursements Program	17,423,070.76	18,430,287.95	35,853,358.71
Less: * Actual Disbursements (Over)/Under spending	11,743,213.18	13,067,421.50	24,810,634.68
	5,679,857.58	5,362,866.45	11,042,724.03

Notes: The use of NTA is discouraged
 * Amounts should tally

Certified Correct:


MERLYN A. ROMANO, CPA
 Acting Chief Accountant
 Date: March 17, 2015

Approved By:


PETER T. DAYOT, Ed. D.
 OIC, Office of the President
 Date: March 17, 2015

MONTHLY REPORT OF DISBURSEMENTS
For the month of January, 2015

Department : State Universities and Colleges
 Agency : NEGROS ORIENTAL STATE UNIVERSITY (NORSU) SYSTEM
 Operating Unit : _____
 Organization Code (UACS) : 08 072 00 00000
 Funding Source Code (as clustered): _____
 (e.g. Old Fund Code: 101,102, 151)

PARTICULARS	CURRENT YEAR BUDGET					PRIOR YEAR'S BUDGET											SUB-TOTAL	TRUST LIABILITIES				GRAND TOTAL					Remarks	
	PS	MOOE	Fin. Exp	CO	TOTAL	PRIOR YEAR'S ACCOUNTS PAYABLE					CURRENT YEAR'S ACCOUNTS PAYABLE							TOTAL	PS	MOOE	CO	TOTAL	PS	MOOE	Fin. Exp	CO		TOTAL
						PS	MOOE	Fin. Exp	CO	Sub-Total	PS	MOOE	Fin. Exp	CO	Sub-Total	PS												
1	2	3	4	5	6= (2+3+4+5)	7	8	9	10	11= (7+8+9+10)	12	13	14	15	16= (12+13+14+15)	17=(11+16)	18=(6+17)	19	20	21	22= (19+20+21)	23	24	25	26	27= (23+24+25+26)	28	
Notice of Cash Allocation (NCA)	8,718,484.77	945,657.65			9,664,142.42		980,000.00			980,000.00					-	980,000.00	10,644,142.42				-	8,718,484.77	1,925,657.65			10,644,142.42	e.g. Reasons for over or under spending and the catch-up plan	
MDS Checks Issued					-				-						-		-				-							
Advice to Debit Account					-				-						-		-				-							
Working Fund (NCA issued to BTr)					-				-						-		-				-							
Tax Remittance Advices Issued (TRA)	1,087,405.68	11,665.08			1,099,070.76										-		1,099,070.76				-	1,087,405.68	11,665.08			1,099,070.76		
Cash Disbursement Ceiling (CDC)					-				-						-		-				-							
Non-Cash Availment Authority (NCAA)					-				-						-		-				-							
Others (CDT, BTr Docs Stamp, etc.)					-				-						-		-				-							
TOTAL	9,805,890.45	957,322.73	#	#	10,763,213.18	-	980,000.00	-	-	980,000.00	-	-	-	-	-	980,000.00	11,743,213.18	-	-	-	-	9,805,890.45	1,937,322.73	-	-	11,743,213.18		

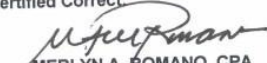
SUMMARY:


	Previous Report-	This month	As of Date
Total Disbursement Authorities Received	-	17,423,070.76	17,423,070.76
NCA	-	16,324,000.00	16,324,000.00
Working Fund	-	1,099,070.76	1,099,070.76
TRA	-	-	-
CDC	-	-	-
NCAA	-	-	-
Others (CDT, BTr Docs Stamp, etc.)	-	-	-
Less: Notice of Transfer Allocations (NTA)* issued	-	17,423,070.76	17,423,070.76
Total Disbursements Authorities Available	-	-	-
Less: Lapsed NCA	-	11,743,213.18	11,743,213.18
Disbursements *	-	5,679,857.58	5,679,857.58
Balance of Disbursements Authorities as of to date	-	-	-

Total Disbursements Program
 Less: * Actual Disbursements
 (Over)/Under spending

	Previous Report	This month	As of Date
	-	17,423,070.76	17,423,070.76
	-	11,743,213.18	11,743,213.18
	-	5,679,857.58	5,679,857.58

Notes: The use of NTA is discouraged
 * Amounts should tally

Certified Correct:

MERLYN A. ROMANO, CPA
 Acting Chief Accountant
 Date: February 10, 2015

Approved By:

PETER T. DAYOT, Ed. D.
 O/C, Office of the President
 Date: February 10, 2015